

Current Publication Statistics

Total Courses 2,489	Courses with Full Video 155
Total Supplemental Resources 75	OCW Mirror Sites Worldwide 432
Courses and Supplemental Resources with Instructor Insights 230	

Current Publication Statistics reflect the last full month

Website Usage

1 Nov 2020 - 30 Nov 2020

Country	Sessions
1. United States	465,970
2. India	288,121
3. China	71,634
4. United Kingdom	64,615
5. Canada	55,556
6. Turkey	51,965
7. Germany	38,204
8. Brazil	35,255
9. Pakistan	34,223
10. Egypt	24,622
11. Italy	22,806
12. South Korea	22,289
13. Russia	22,136
14. Mexico	20,553
15. France	20,378
16. Australia	20,172
17. Philippines	19,716
18. Hong Kong	19,310
19. Singapore	18,841
20. Spain	18,664
21. Taiwan	16,811
22. Iran	15,534
23. Indonesia	15,297
24. Malaysia	14,930

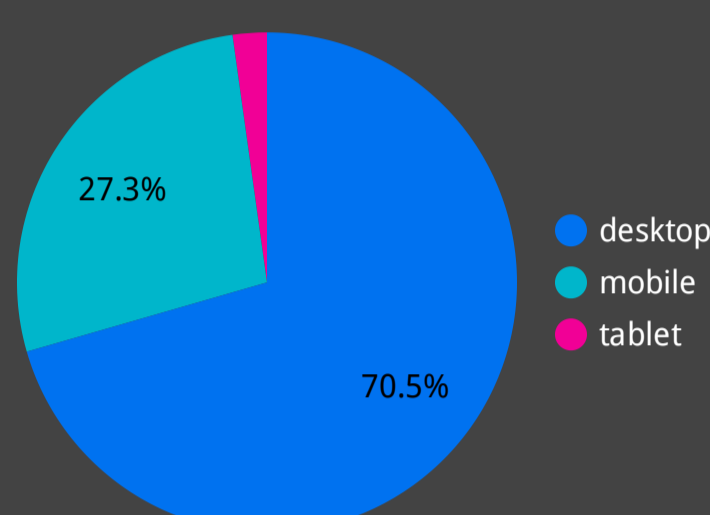
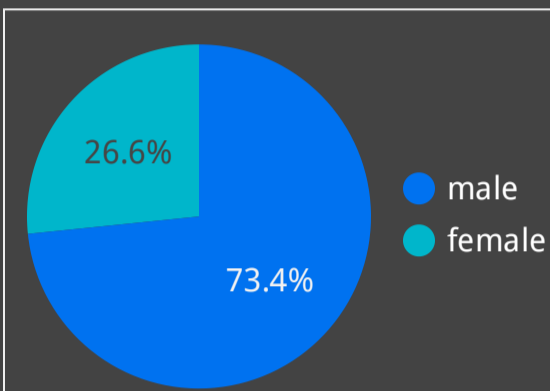
OCW Sessions
1.8M

OCW Visitors
1.0M

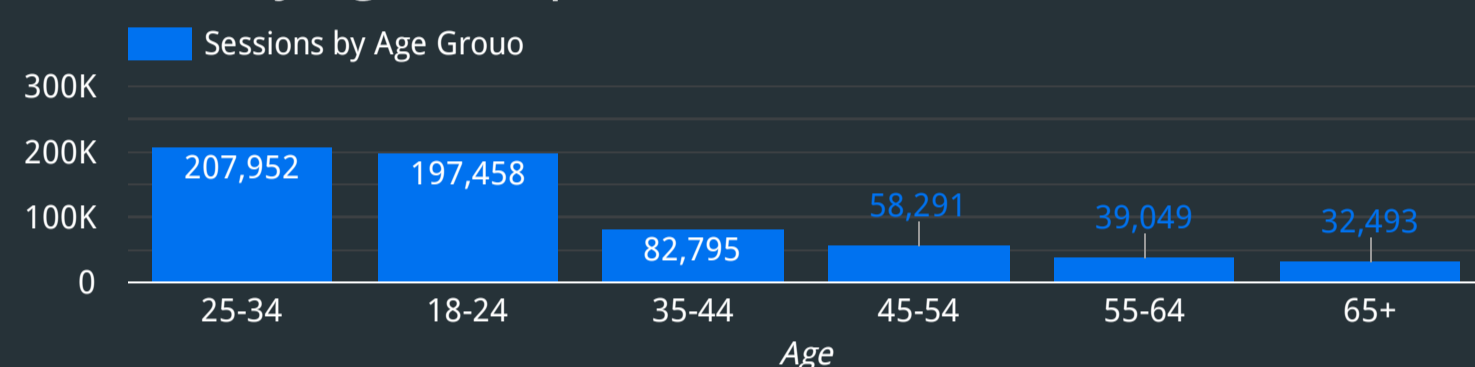
OCW Page Views
7.9M

Pageviews of Instructor Insights
3,145

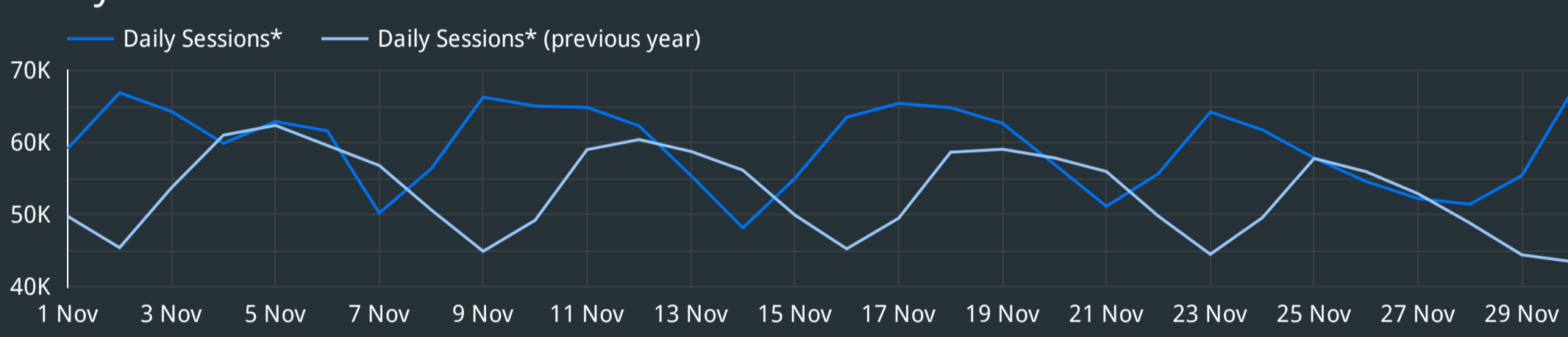
Average Pages per Session
4.4



Sessions by Age Group



Daily Sessions



Website Usage Since Launch

Sessions Since Launch
309,685,275

Pageviews Since Launch
1,638,359,509

Unique Visitors Since Launch
195,150,229

YouTube Usage

YouTube Video Views
4.1M

Viewing Time (hours:min:sec)
448134:40:11

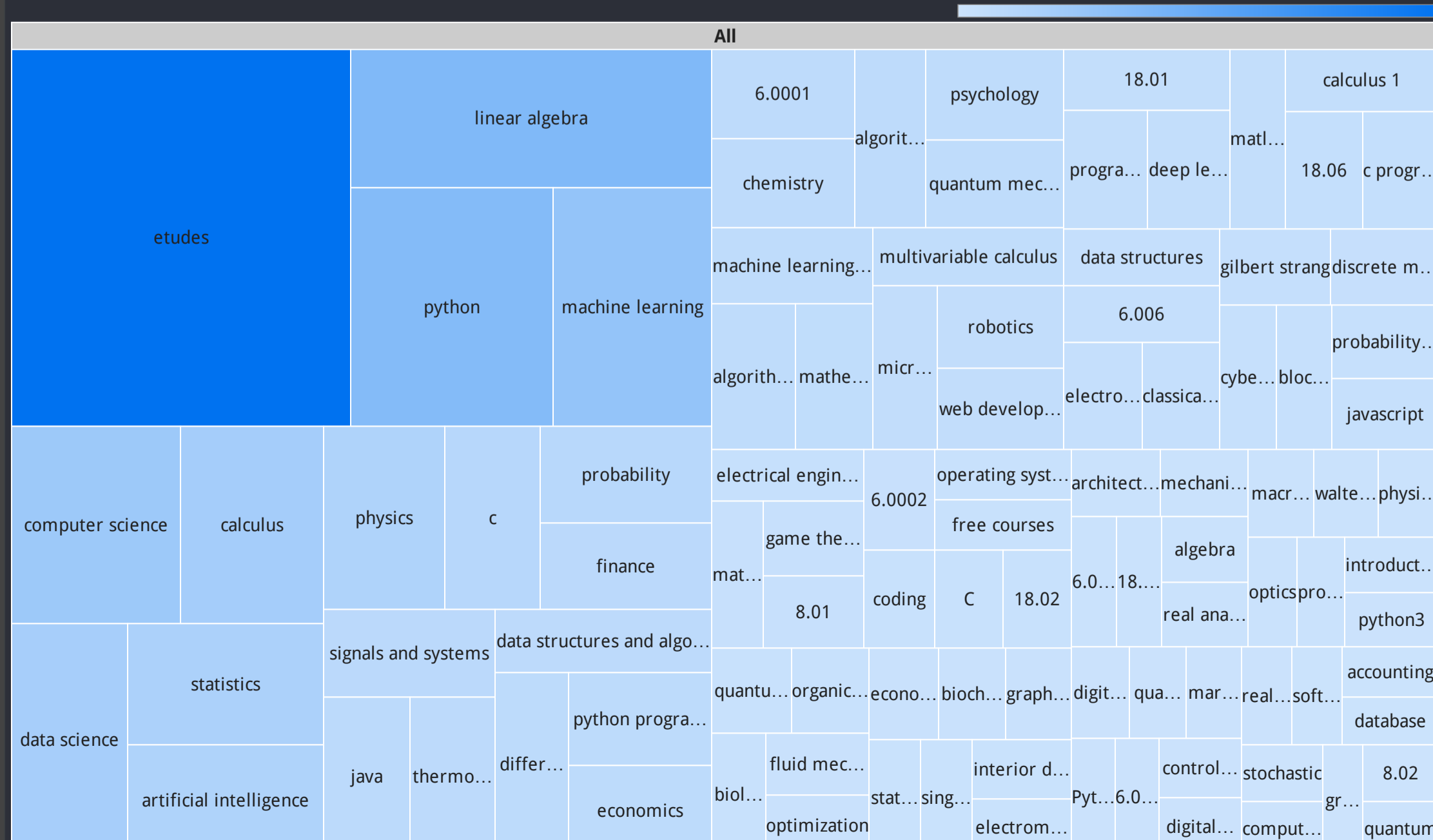
YouTube Video Shares
30,579

OCW Videos on YouTube
6,323

Youtube Subscribers Last Month
2,762,087

5% of visitors used search

Here are the top 100 search terms:



* OCW assumes a 10% drop in sessions due to global adoption of ad blocking software.