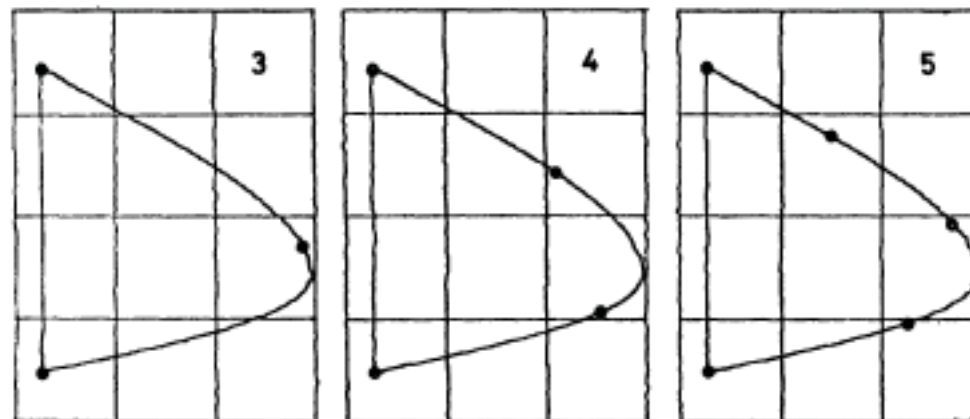


24.963

Linguistic Phonetics

The Theory of Adaptive Dispersion



© Language. All rights reserved. This content is excluded from our Creative Commons license. For more information, see <https://ocw.mit.edu/help/faq-fair-use/>.
Source: Liljencrants, Johan, and Björn Lindblom. "Numerical simulation of vowel quality systems: The role of perceptual contrast." *Language* (1972): 839-862.

Reading:

- Johnson chapters 7 and 8.
- Assignment: acoustics 3, due 10/22

Lindblom's Theory of Adaptive Dispersion

- Liljencrants and Lindblom (1972), Lindblom 1986, 1990a,b
- Try to explain why vowel systems are the way they are.
- Observation: vowels in an inventory tend to be evenly dispersed through the vowel space (cf. Disner 1984).

Lindblom's Theory of Adaptive Dispersion

- Common vowel inventories - vowels relatively evenly dispersed over the whole vowel space.

i	u	i	u	i	u
		e	o	e	o
		ɛ	ɔ	ɛ	ɔ
	a		a		a

Arabic,
Nyangumata,
Aleut, etc.

Spanish,
Swahili,
Cherokee, etc.

Italian,
Yoruba,
Tunica, etc.

- Unattested vowel inventories - poorly dispersed.

i		i	ɯ	i	u
e		e	ɤ	ɪ	ʊ
	a		a		

Lindblom's Theory of Adaptive Dispersion

- Try to explain why vowel systems are the way they are.
- Observation: vowels in an inventory tend to be evenly dispersed through the vowel space (cf. Disner 1984).
- Hypothesis: this facilitates efficient communication by minimizing the likelihood of confusing vowels.

- Vowels that are closer in the perceptual space are more easily confused.
- Confusions between contrasting sounds impair communication.
- So contrasting vowels should be as far apart as possible (dispersion) - 'maximize distinctiveness of contrasts'

Liljencrants & Lindblom (1972)

Approach to exploring dispersion hypothesis:

- Modeling
- Simulation
- Comparison of simulation results to impressionistic descriptions of a large sample of vowel inventories.

The vowel space

- L&L propose a measure for distinctiveness of a vowel system.
- Prediction: Inventory of N vowels should have those vowels located in perceptual vowel space so as to maximize distinctiveness (minimize confusability).

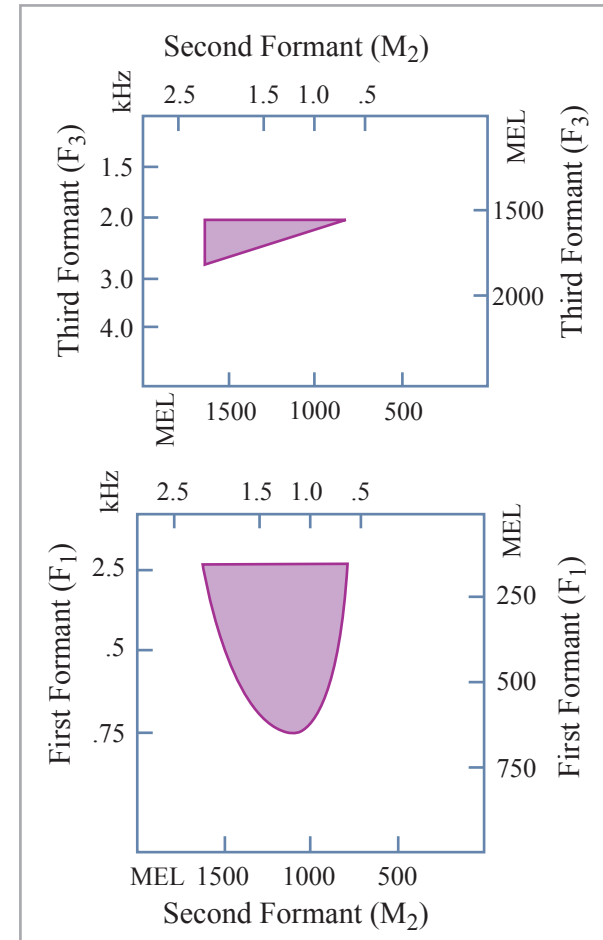


Image by MIT OCW.

Adapted from Liljencrants, Johan, and Bjorn Lindblom. "Numerical Simulation of Vowel Quality Systems: The Role of Perceptual Contrast." *Language* 48, no. 4 (December 1972): 839-862.

The vowel space

- Why does the range of possible F2 values taper as F1 increases?
- How do you achieve maximum and minimum F1?
- How do you achieve maximum and minimum F2?

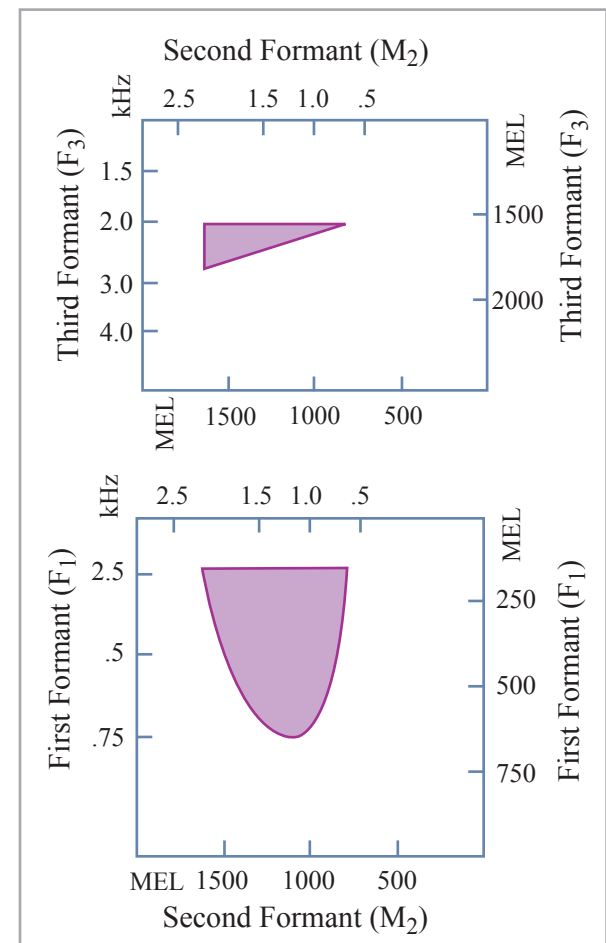


Image by MIT OCW.

Adapted from Liljencrants, Johan, and Bjorn Lindblom. "Numerical Simulation of Vowel Quality Systems: The Role of Perceptual Contrast." *Language* 48, no. 4 (December 1972): 839-862.

Liljencrants and Lindblom (1972)

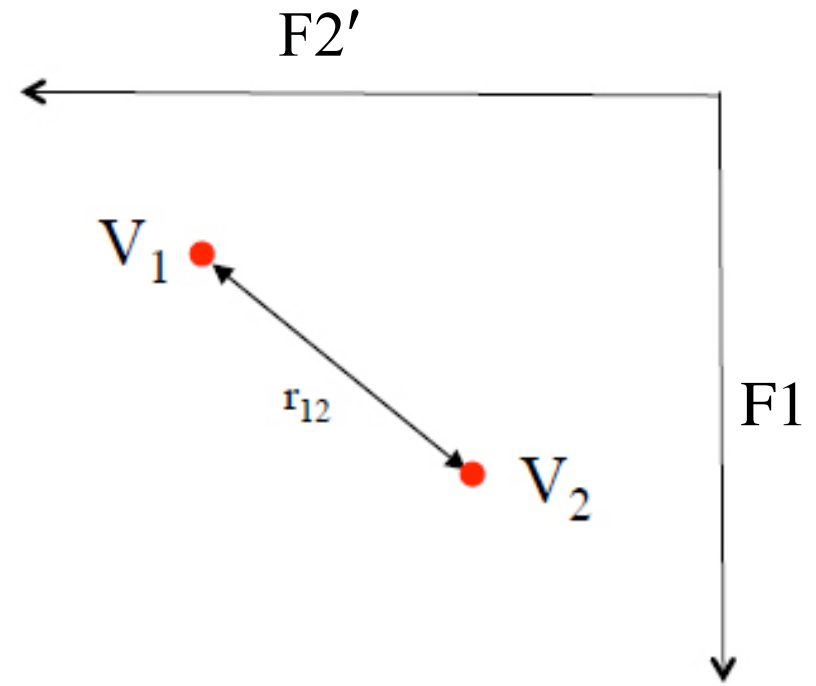
- Perceptual distinctiveness of contrast between V_i and V_j : distance between vowels in perceptual vowel space

$$r_{ij} = \sqrt{(x_i - x_j)^2 + (y_i - y_j)^2}$$

where x_n is F2' of V_n in mel

y_n is F1 of V_n in mel

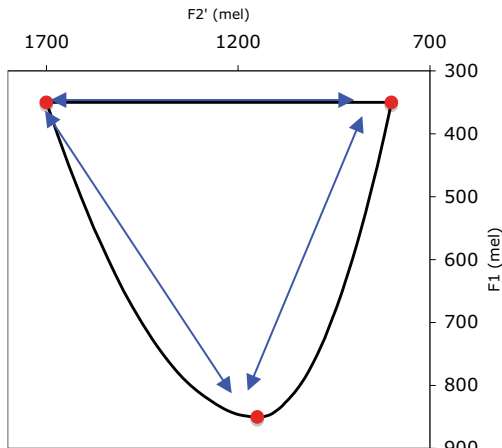
- mel is a perceptual frequency scale, similar to Bark.
- F2' is the 'effective second formant' – combination of F2 and F3.



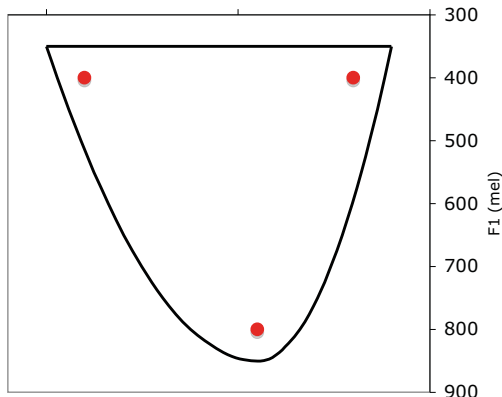
Distinctiveness of a vowel system

- Maximize distinctiveness: select N vowels so as to minimize E

$$E = \sum_{i=1}^{n-1} \sum_{j=0}^{i-1} \frac{1}{r_{ij}^2}$$



i	j	r_{ij}	$1/r_{ij}^2$
u(1)	i(0)	900	0.0000012
a(2)	i(0)	743	0.0000018
	u(1)	610	0.0000027
E			5.7×10^{-6}

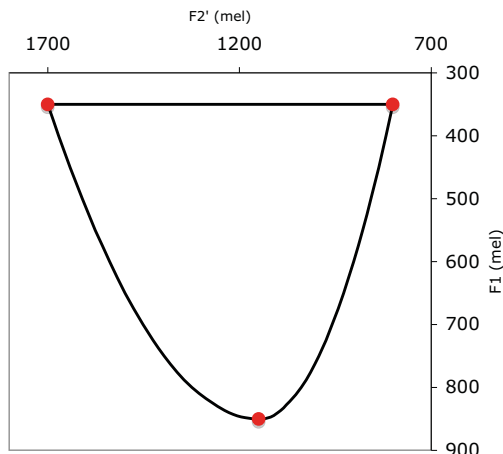


i	j	r_{ij}	$1/r_{ij}^2$
u(1)	i(0)	700	0.0000020
a(2)	i(0)	602	0.0000028
	u(1)	472	0.0000045
E			9.3×10^{-6}

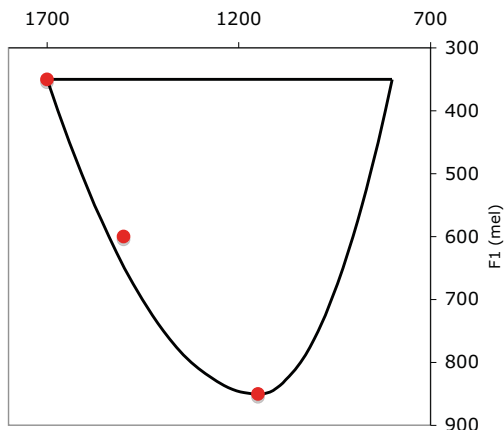
Distinctiveness of a vowel system

- Maximize distinctiveness: select N vowels so as to minimize E

$$E = \sum_{i=1}^{n-1} \sum_{j=0}^{i-1} \frac{1}{r_{ij}^2}$$



i	j	r_{ij}	$1/r_{ij}^2$
u(1)	i(0)	900	0.0000012
a(2)	i(0)	743	0.0000018
	u(1)	610	0.0000027
E			5.7×10^{-6}



i	j	r_{ij}	$1/r_{ij}^2$
e(1)	i(0)	320	0.0000098
a(2)	i(0)	743	0.0000018
	e(1)	430	0.0000054
E			1.7×10^{-5}

Minimizing E - stochastic search

- Start with vowels arranged in a circle near the center of the vowel space. (Random arrangement might be better?)
- Pick a vowel at random.
 - Try small movements of that vowel in 6 directions (within the vowel space)
 - Select the direction that results in greatest reduction in E .
 - Move vowel in that direction until E stops decreasing, or a boundary is reached.
- Repeat for all vowels.
- Cycle through the vowels until no further reduction in E can be achieved.
- Should be repeated multiple times, preferably with different starting configurations.
- More sophisticated search strategies are possible, e.g. simulated annealing or more sophisticated procedures for identifying best change at each stage.

- Predicted optimal inventories
- Reasonable approximations to typical 3 and 5 vowel inventories are derived.
- Preference for [i, a, u] is derived.
- Problem: Too many high, non-peripheral vowels.
- Not enough mid non-peripheral vowels.

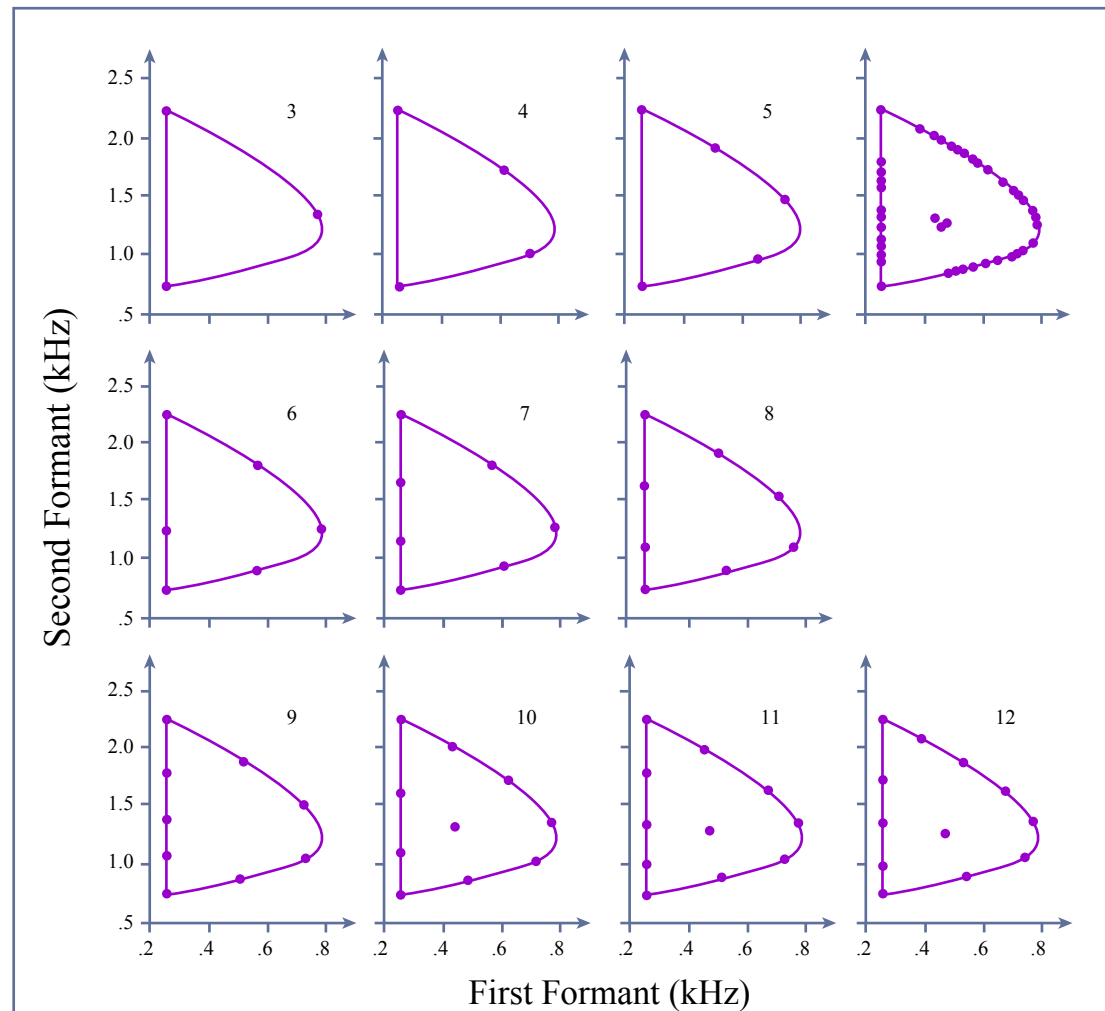

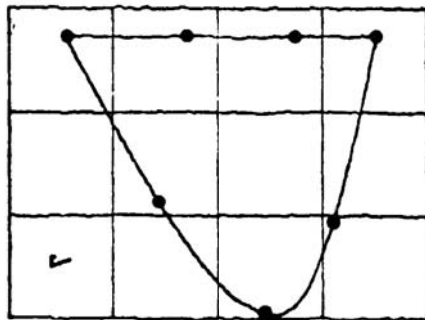


Image by MIT OCW.

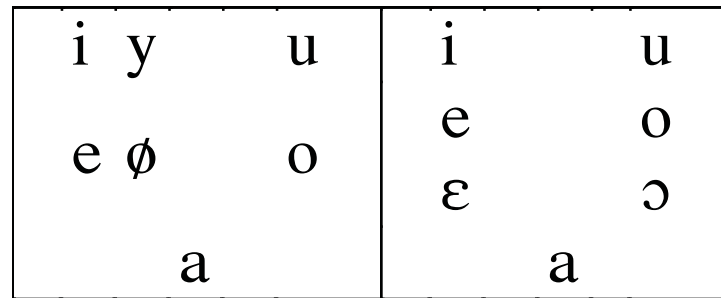
Adapted from Liljencrants, Johan, and Bjorn Lindblom. "Numerical Simulation of Vowel Quality Systems: The Role of Perceptual Contrast." *Language* 48, no. 4 (December 1972): 839-862.

Too many high non-peripheral vowels

- All inventories larger than 5 are predicted to contain one or more high vowels between [i] and [u], e.g. [y, ɨ, ɯ].
- E.g. prediction for 7 vowels (unattested):



- Common 7 vowel inventories:



© Language. All rights reserved. This content is excluded from our Creative Commons license. For more information, see <https://ocw.mit.edu/help/faq-fair-use/>.

Source: Liljencrants, Johan, and Björn Lindblom. "Numerical simulation of vowel quality systems: The role of perceptual contrast." *Language* (1972): 839-862. Harvard

Too many high non-peripheral vowels

- The excess of central vowels arise because measuring distinctiveness in terms of distance in formant space gives too much weight to differences in F2.
 - In general, languages have more F1 contrasts than F2 contrasts.
- Why are F1 differences more distinct than F2 differences?
- One factor: auditory sensitivity to frequency (next slide).
 - But L&L already took this into account - mel scaled formant frequencies.

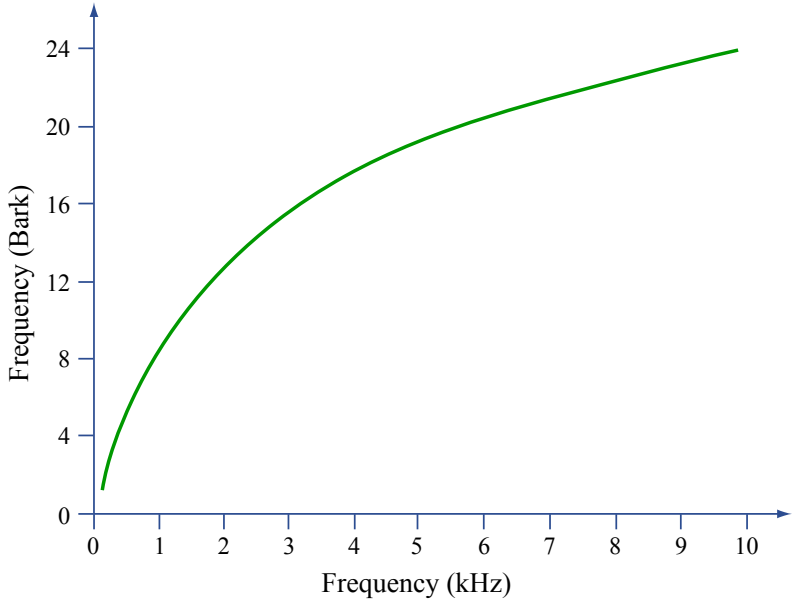
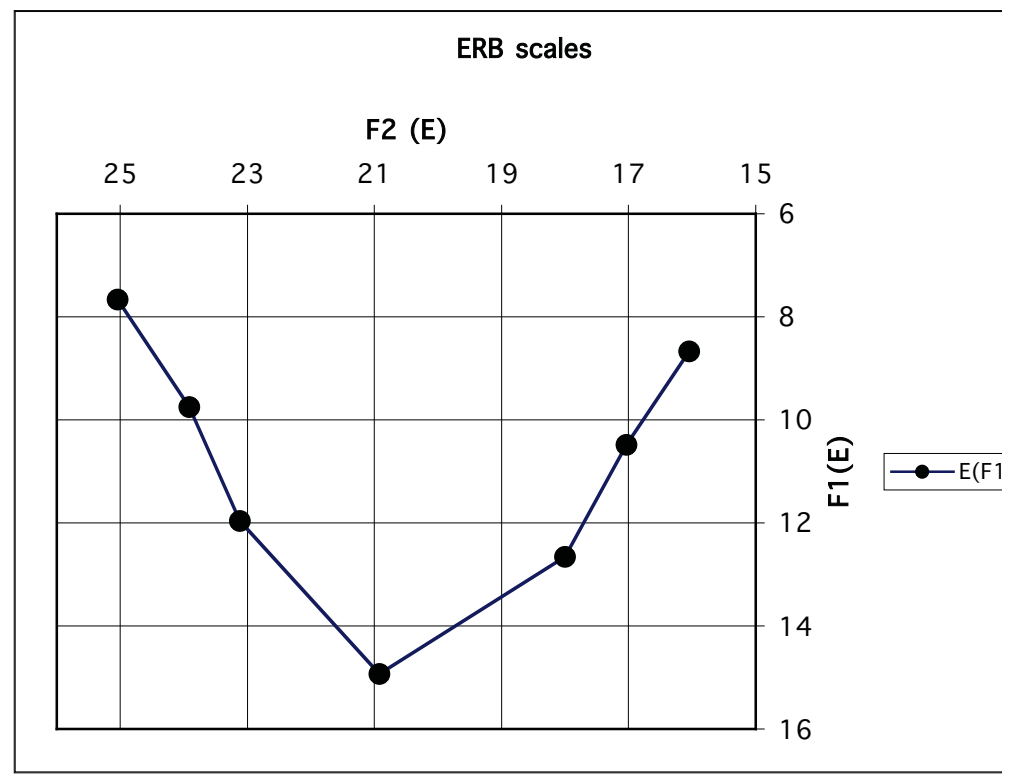
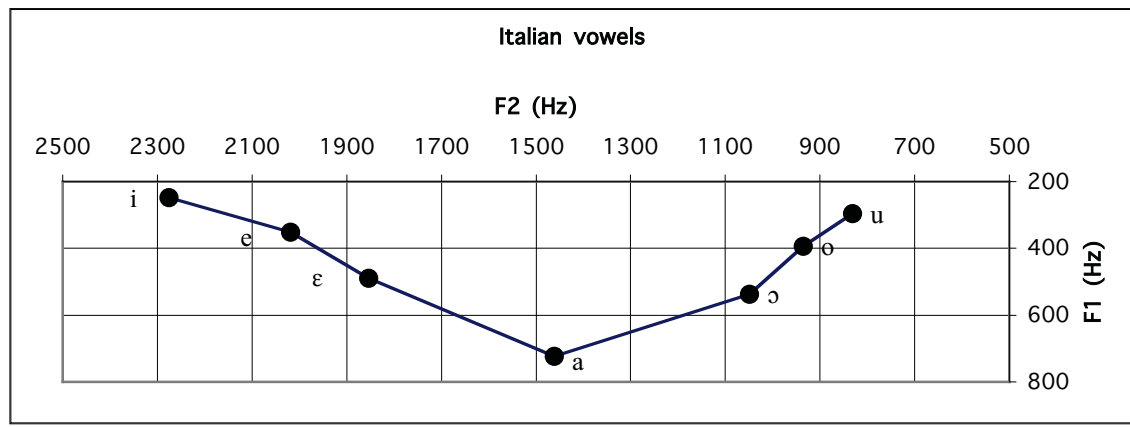
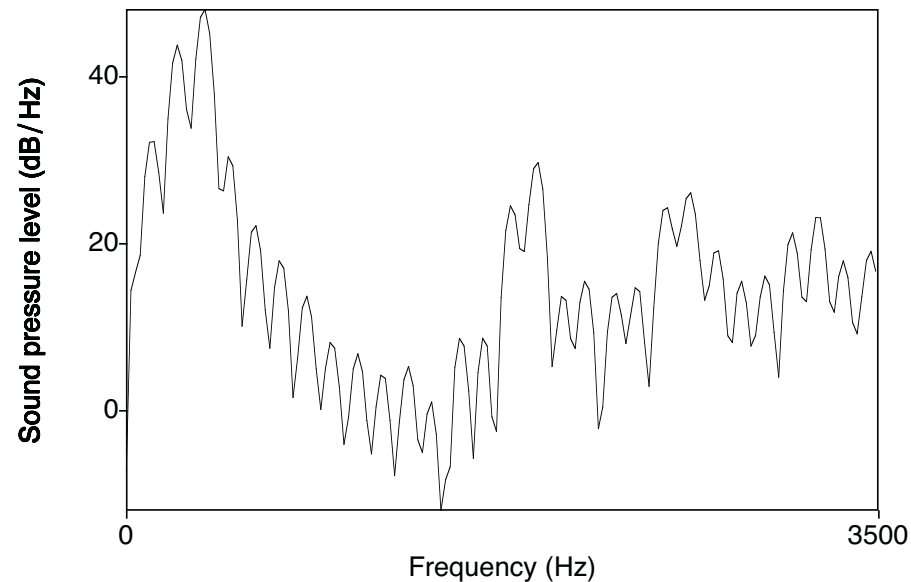
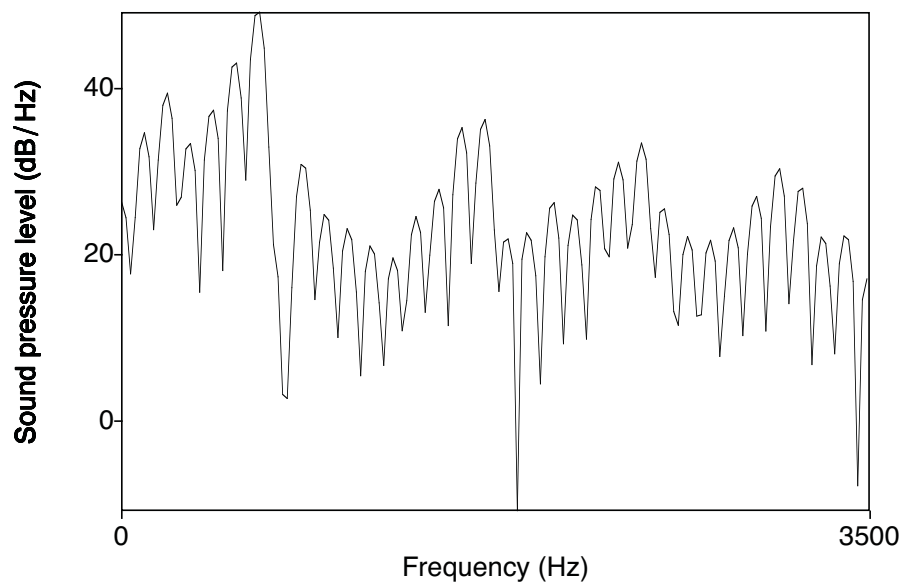


Image by MIT OCW.
 Adapted from Johnson, Keith. *Acoustic and Auditory Phonetics*.
 Malden, MA: Blackwell Publishers, 1997. ISBN: 9780631188483.



Too many high non-peripheral vowels

- Recent work by Diehl, Lindblom and Creeger (2003) suggests that the greater perceptual significance of F1 probably follows from the higher intensity of F1 relative to F2.
 - F1 should be more salient auditorily and more robust to noise.



Too many high non-peripheral vowels

- New simulations of 7 vowel system by Diehl, Lindblom and Creeger (2003)
 - incorporate background noise
 - perceptual distance is calculated as difference between auditory spectra.

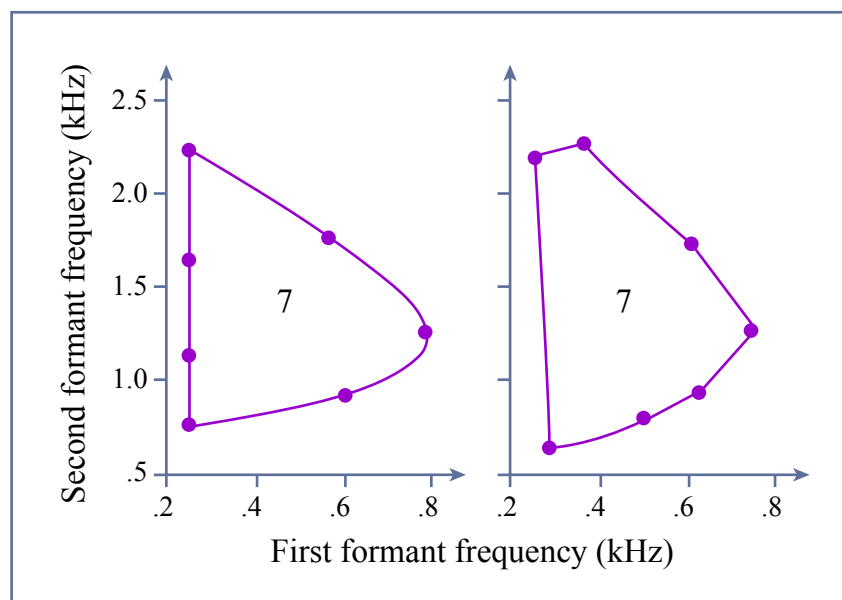


Image by MIT OCW.

Adapted from Diehl, R.L., B. Lindblom, and C. P. Creeger. "Increasing realism of auditory representations yields further insights into vowel phonetics." *Proceedings of the 15th International Congress of Phonetic Sciences*, vol. 2, Adelaide, Australia: Causal Publications, 2003, pp.1381-1384.

The 'corner' vowels [i, a, u]

- Considerations of formant intensity might also help to account for some exceptions to the generalization that every language includes the 'corner' vowels [i, a, u].
- L&L predict that this should be the case, and most languages do include all three, but a number of languages lack [u]:
 - [i, a, o], e.g. Piraha, Axeninca Campa
 - [i, e, a, o], e.g. Navajo, Klamath
 - [i, e, a, o, u], e.g. Tokyo Japanese
- In general F1 is more intense where it is higher, and this also raises the intensity of all higher formants. In [u], both F1 and F2 are low, resulting in a low intensity vowel, with low intensity F2.

Too few interior vowels

- When an inventory has mid vowels [e, o] and front rounded vowel [y], it often has mid front [ø] as well (Finnish, German, French, etc)
- L&L predict that interior vowels only appear with 10 or more vowels.
- The absence of interior vowels [ə, ø] is a result of the way in which overall distinctiveness is calculated.
- Each vowel contributes to E based on its distance from every other vowel.
- Interior vowels have a high cost because they are relatively close to all the peripheral vowels.
- Perhaps the measure of distinctiveness, E , can be improved on.

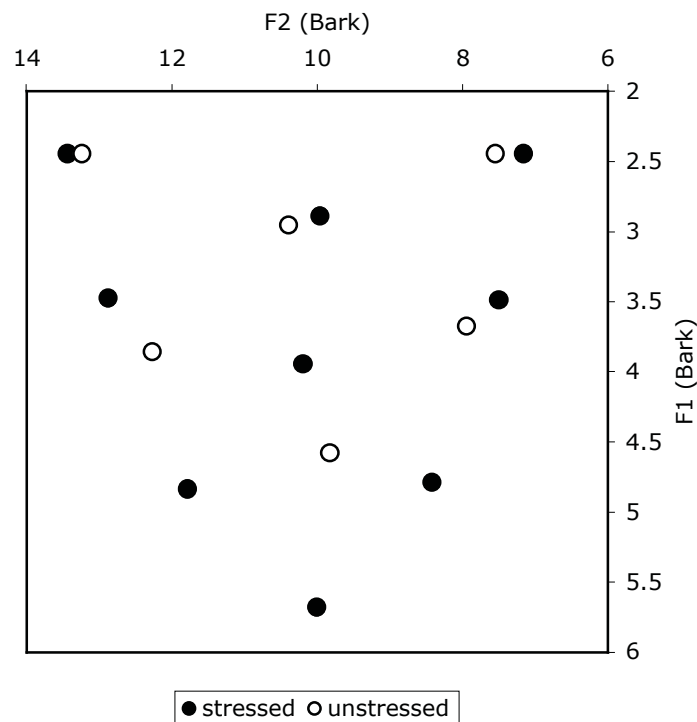
i	y	u	i	ɨ	u
e	ø	o	e	ə	o
	a			a	

Alternative measures of distinctiveness

- L&L's measure E is based on an analogy to dispersion of charged particles - it is not derived from anything based on vowel perception.
- It has the important property that distinctiveness 'cost' increases more rapidly as two vowels become closer - $1/r_{ij}^2$
 - I.e. vowels are only likely to be confused if they are quite similar.
Likelihood of confusion drops off quickly as distance increases.
- But perhaps $1/r_{ij}^2$ doesn't drop off quickly enough - the lack of interior vowels results from giving too much weight to vowel pairs that are not very close.
- An alternative (Flemming 2005): only consider the closest pair of vowels in the inventory.
- Compromise (to be explored): $1/r_{ij}^{2n}$, $n > 1$.

Alternative measures of distinctiveness

- Maximize the minimum distance (Flemming 2005)
 - favors even distribution of vowels over the vowel space, i.e. distances between vowel and their nearest neighbors are equal.



Problems with Adaptive Dispersion

- Specific instantiations of the model have made specific incorrect predictions (but some of the broad predictions are correct and models are improving).
- TAD predicts a single best inventory for each inventory size. Why would languages have sub-optimal inventories?
 - The unattested inventories shown earlier are obviously very poorly dispersed, but there are a variety of attested inventory patterns for any given number of vowels.
 - Warping of the perceptual space by perceptual learning?
- The model answers an inobvious question: ‘Given N vowels, what should they be?’ - what determines the size of inventories?

Inventory size

- What determines the size of vowel inventories?
- A step towards an answer (Flemming 2004 etc): there is a trade-off between distinctiveness of contrasts and number of contrasts.
 - Maximize the distinctiveness of contrasts
 - Maximize the number of contrasts
 - Increasing the number of contrasting vowels increases the information content of a vowel (increases the number of words that could be differentiated by uttering a vowel).

$$\underset{v}{\text{minimize}} \frac{1}{d_{min}^2} + \frac{w_n^2}{n^2}$$

Extending Adaptive Dispersion

- If perceptual distinctiveness is important in shaping vowel inventories, then it should play a similar role in shaping consonant inventories.
- It is harder to develop quantitative models in this area because it is less clear what the perceptual dimensions are.
 - Especially because many consonants cannot be treated as static, e.g. stops.
 - Note that this is an issue for vowels also - how do diphthongs and vowel duration contrasts fit into the model?

References

- Diehl, R.L., Lindblom, B., & Creeger, C.P. (2003). Increasing realism of auditory representations yields further insights into vowel phonetics. *Proceedings of the 15th International Congress of Phonetic Sciences*, Vol. 2, pp. 1381-1384. Adelaide: Causal Publications.
- Disner, Sandra (1984). Insights on vowel spacing. In I.M. Maddieson, *Patterns of Sounds*, CUP.
- Flemming, E. (2005).
A phonetically-based model of phonological vowel reduction. Ms.
- Lindblom, Björn (1986). Phonetic universals in vowel systems. J.J. Ohala and J.J. Jaeger (eds.) *Experimental Phonology*. Academic Press.
- Lindblom, Björn (1990). Phonetic content in phonology. *PERILUS* 11, 101-118.
- Lindblom & Engstrand (1989). In what sense is speech quantal? *Journal of Phonetics* 17.
- Stevens, K.N. 1989. On the quantal nature of speech. *Journal of Phonetics* 17, 3-46.

MIT OpenCourseWare
<https://ocw.mit.edu>

24.915 / 24.963 Linguistic Phonetics
Fall 2015

For information about citing these materials or our Terms of Use, visit: <https://ocw.mit.edu/terms>.