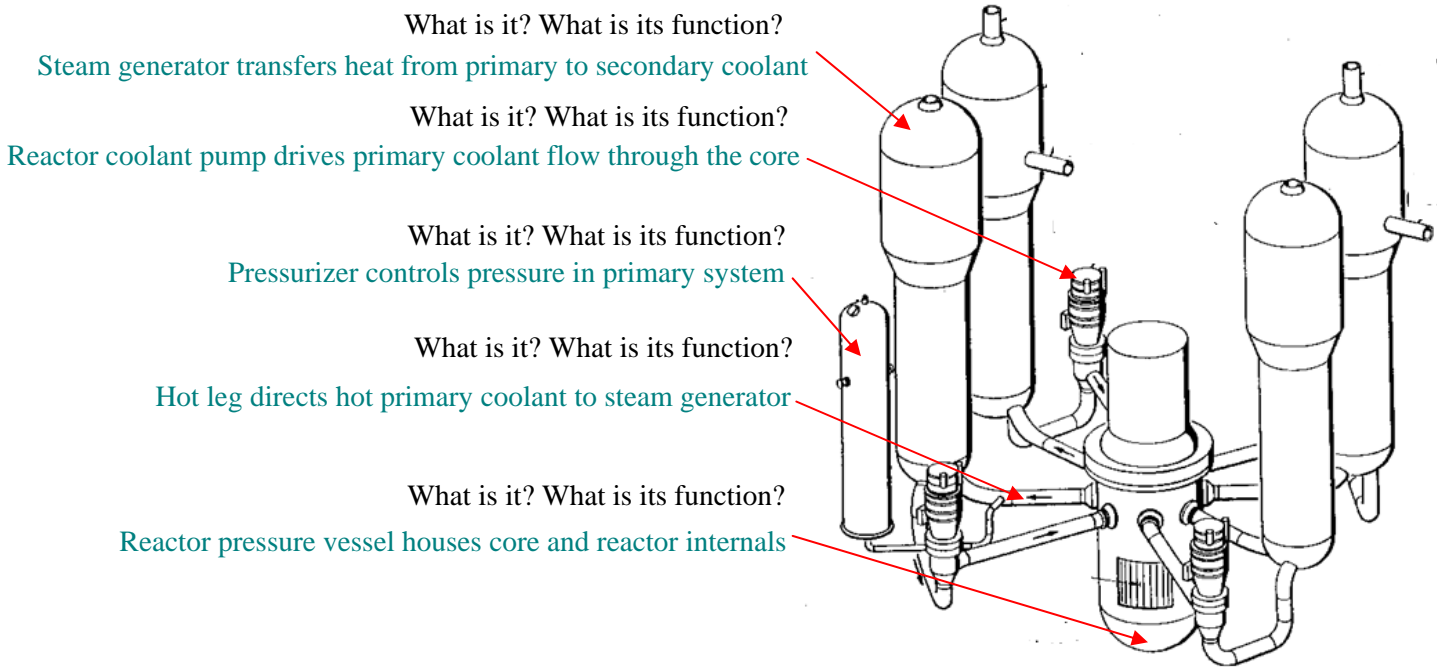


CLOSED BOOK QUESTIONS (20%)

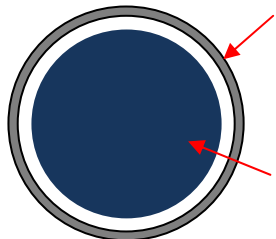
For each of the following drawings, identify the components indicated by the red arrows and describe (in one sentence!) their function.

PWR



© University of CA press. All rights reserved. This content is excluded from our Creative Commons license. For more information, see <http://ocw.mit.edu/fairuse>.

Cross-sectional view of a PWR fuel pin




What is it ? What is its function? What material is it made of?

Fuel cladding encapsulates fuel pellets. It is made of Zircaloy.

What is it ? What is its function? What material is it made of?


Fuel pellet, reactor fuel. It is made of uranium dioxide.



What is it? What is its function? What material is it made of?

Control rod cluster (or spider) can be used to control power and shutdown reactor
It is made of neutron absorbers (B, Cd, In, Ag...)

Public domain image from wikipedia.

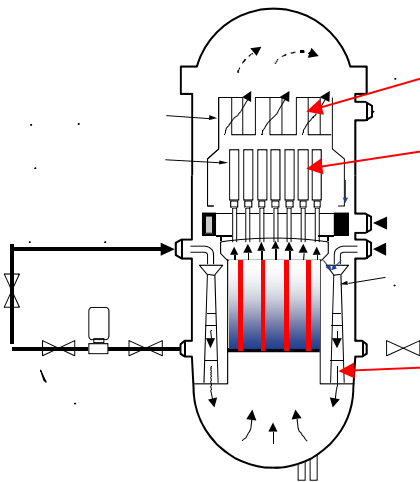


What is it? What is its function? What material is it made of?

Spacer grid prevents fuel rod vibration, promotes heat transfer.
It is made of Zircaloy.

© source unknown. All rights reserved. This content is excluded from our Creative Commons license. For more information, see <http://ocw.mit.edu/fairuse>.

BWR



What is it? What is its function?

Steam dryer removes droplets from steam

What is it? What is its function?

Steam separators separates steam from liquid

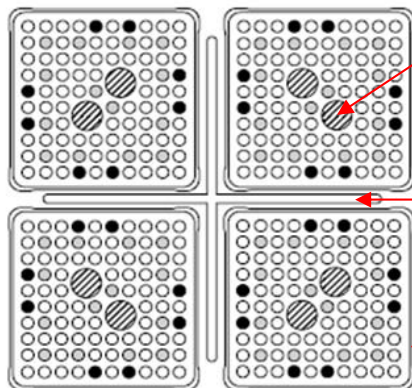
What is it? What is its function?

Recirculation pump drives flow through the core

What is it? What is its function?

Jet pump boosts flow through the core

© source unknown. All rights reserved. This content is excluded from our Creative Commons license. For more information, see <http://ocw.mit.edu/fairuse>.



What is it? What is its function?

Water rod enhances moderation in center of fuel assembly

What is it? What is its function? What material is it made of?

Cruciform control blade used to control power and shutdown reactor
It is made of neutron absorbers

What is it? What is its function? What material is it made of?

Fuel assembly duct prevent steam drifting from one fuel assembly to the next. It is made of Zircaloy.

© source unknown. All rights reserved. This content is excluded from our Creative Commons license. For more information, see <http://ocw.mit.edu/fairuse>.

Short Questions (10% each) (adapted from Shultis & Faw textbook)

a)

The duration of the trip is $60,000/(20 \times 1.852) \approx 1620$ hr or 5.83×10^6 s. The total electric energy needed for the trip is $18 \times 10^6 \times 5.83 \times 10^6 \approx 1.05 \times 10^{14}$ J, which requires $1.05 \times 10^{14}/0.25 \approx 4.20 \times 10^{14}$ J of thermal energy or $4.20 \times 10^{14}/(200 \times 10^6 \times 1.6 \times 10^{-19}) \approx 1.312 \times 10^{25}$ fissions. Therefore, the total consumption of U-235 (including fissions and parasitic captures) is $1.312 \times 10^{25} \times (678/577) \approx 1.54 \times 10^{25}$ atoms of U-235, which is $1.54 \times 10^{25}/(6.022 \times 10^{23}) \times 0.235 \approx 6$ kg of U-235.

b)

The decay power for a reactor that had operated for infinitely long time prior to shutdown is:

$$\dot{Q}_{decay} / \dot{Q}_0 = 0.066t^{-0.2}$$

Setting the LHS equal to 0.005 and solving for t , we get $t = 4.007 \times 10^5$ s or 4.6 days.

c)

The total number of target nuclei in the sample is $N_{av} m/A$, where N_{av} is the Avogadro's number. The total reaction rate (scatterings per second) within the sample is $(N_{av} m/A \sigma_s \phi)$. Therefore, the time it takes all target nuclei on average to scatter at least once is $(N_{av} m/A)/(N_{av} m/A \sigma_s \phi) = 1/(\sigma_s \phi)$. The implicit assumption made is that the absorption cross-section of the material is negligible, so that the total number of target nuclei does not change with time.

Problem 1 (50%) – Temperature distribution within a fuel pellet with non-uniform heat generation (adapted from Duderstadt & Hamilton textbook)

i)

The linear power can be obtained from the following integration:

$$q' = \int_0^R q'''(r) 2\pi r dr = \int_0^R q_0''' [1 + a(r/R)^2] 2\pi r dr = \therefore q_0''' \pi R^2 (1 + a/2) \quad (1)$$

ii)

The heat equation in the pellet (for constant thermal conductivity) is:

$$k_f \frac{1}{r} \frac{d}{dr} \left[r \frac{dT}{dr} \right] + q''(r) = 0 \quad \Rightarrow \quad \frac{d}{dr} \left[r \frac{dT}{dr} \right] = -\frac{r q_0'''}{k_f} [1 + a(r/R)^2] \quad (2)$$

The boundary conditions are as follows:

$$T = T_{fo} \quad \text{at } r = R$$

$$\frac{dT}{dr} = 0 \quad \text{at } r = 0$$

Integrate Eq 2 from $r=0$ and a generic location r , to get:

$$r \frac{dT}{dr} - r \frac{dT}{dr} \Big|_{r=0} = -\frac{q_0'''}{k_f} \left[\frac{r^2}{2} + a \frac{r^4}{4R^2} \right] \Rightarrow \frac{dT}{dr} = -\frac{q_0'''}{2k_f} \left[r + a \frac{r^3}{2R^2} \right] \quad (3)$$

where the second boundary condition was imposed. Integrating Eq 3 from $r=R$ and a generic location r , we get:

$$T(r) - T_{fo} = -\frac{q_0'''}{2k_f} \left[\frac{r^2}{2} + a \frac{r^4}{8R^2} \right] + \frac{q_0'''}{2k_f} \left[\frac{R^2}{2} + a \frac{R^4}{8R^2} \right] \quad (4)$$

Where the first boundary condition was imposed. The centerline temperature is found by setting $r=0$ in Eq 4:

$$T_{\max} - T_{fo} = \frac{q'}{4\pi k_f} \frac{4+a}{4+2a} \quad (5)$$

where Eq 1 was used to substitute q_0''' with q' .

iii)

Substituting the numerical values into Eq 5, we get $T_{\max} \approx 1044^\circ\text{C}$.

iv)

As derived in class, the centerline temperature for the case of uniform heat generation and constant thermal conductivity is:

$$T_{\max} - T_{fo} = \frac{q'}{4\pi k_f} \approx 1063^\circ\text{C}$$

The temperature in the non-uniform case is lower because, on average, the energy (heat) has a shorter distance to 'travel' to the heat sink (coolant) than in the uniform heat generation case.

MIT OpenCourseWare
<http://ocw.mit.edu>

22.06 Engineering of Nuclear Systems
Fall 2010

For information about citing these materials or our Terms of Use, visit: <http://ocw.mit.edu/terms>.