

Countries' Offshoring Game

Where would you place a manufacturing facility that will be in operation the next 10 years?

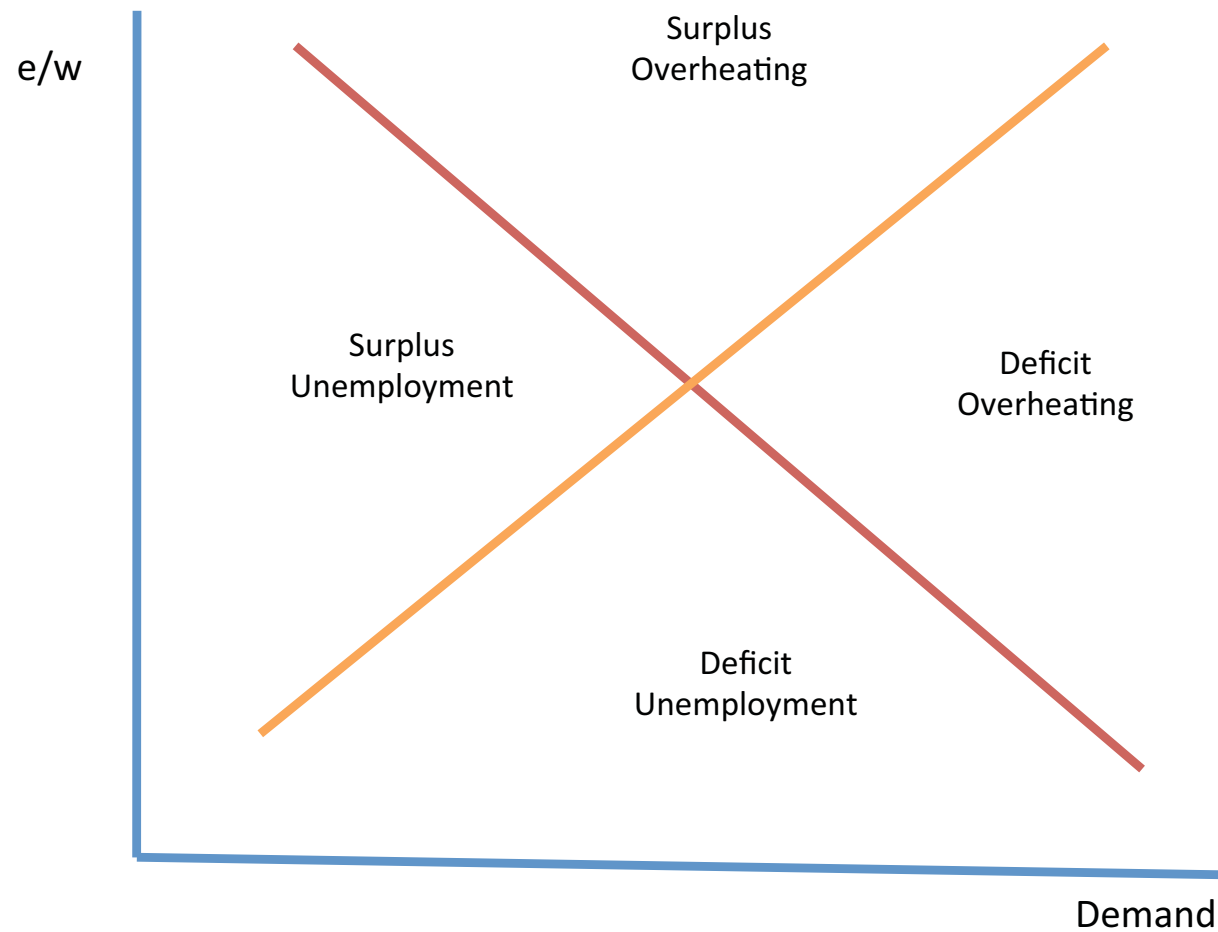
Investing by Name

	Produce Manufacturing (parts) to country	Provide Service in country
Angola	0	1
Brazil	5	10
Chile	8	10
China	34	27
Czech Rep	5	1 (poor him)
France	3	4
Germany	15	21
India	30	23
Italy	1 (Ved)	0
Japan	1 (Tom)	0
Korea	4	8
Mexico	23	15
Singapore	0	6
South Africa	5	8

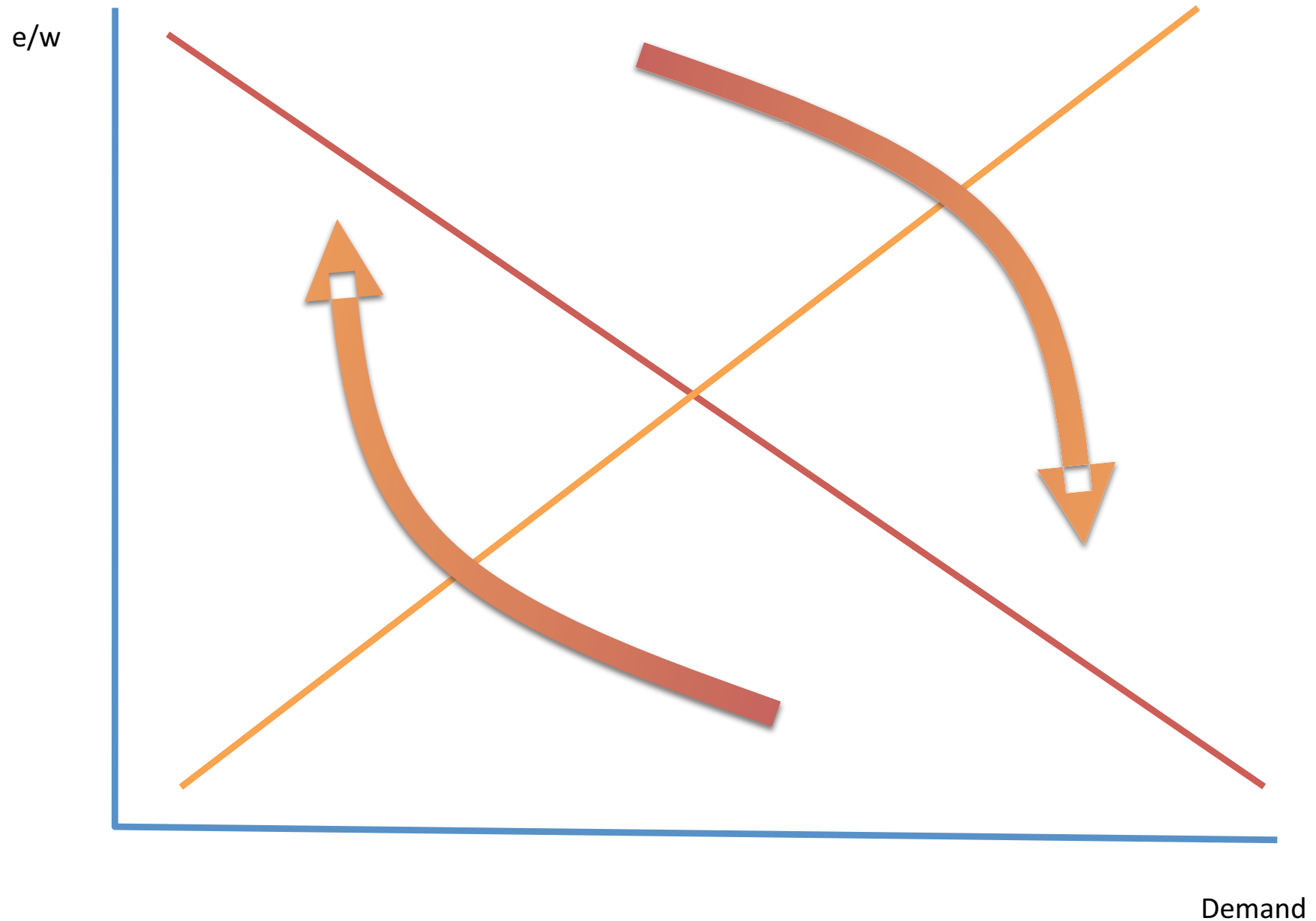
Investing by Name

	Produce Manufacturing (parts) to country	Provide Service in country
Angola		
Brazil		
Chile		
China		
Czech Rep		
France		
Germany		
India		
Italy		
Japan		
Korea		
Mexico		
Singapore		
South Africa		

Investing Using Data: BB-NN



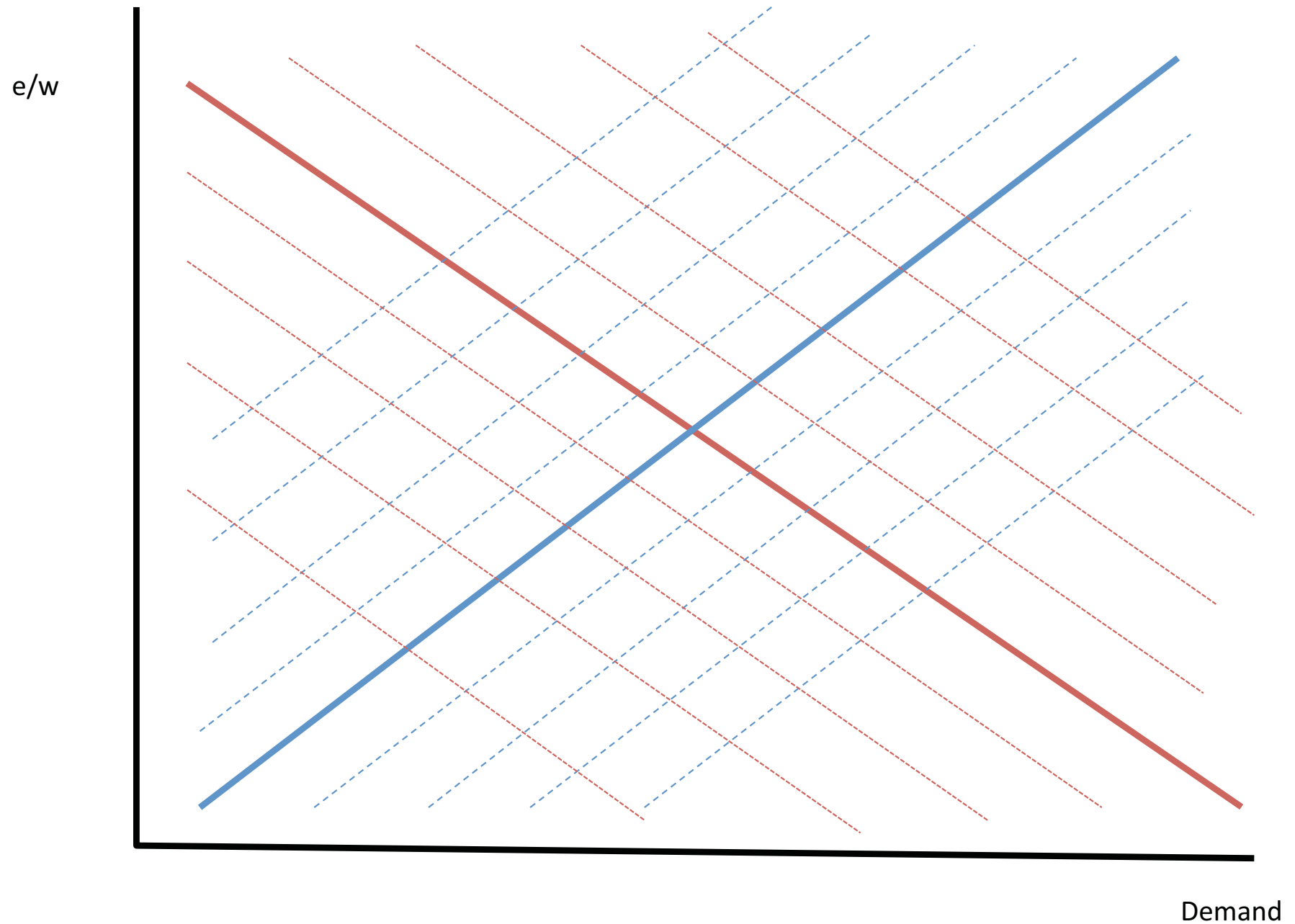
What would you like to do?



Countries Data

	2015	
	Current	Change
	Account	Real Wages
1	-5.4	1.0
2	-3.3	-6.0
3	-2.1	-9.4
4	-1.4	2.0
5	-1.2	0.9
6	-1.0	0.7
7	0.5	1.1
8	0.6	-1.5
9	1.9	3.3
10	2.7	1.0
11	2.7	5.9
12	6.3	3.2
13	7.6	1.8
14	19.0	4.7

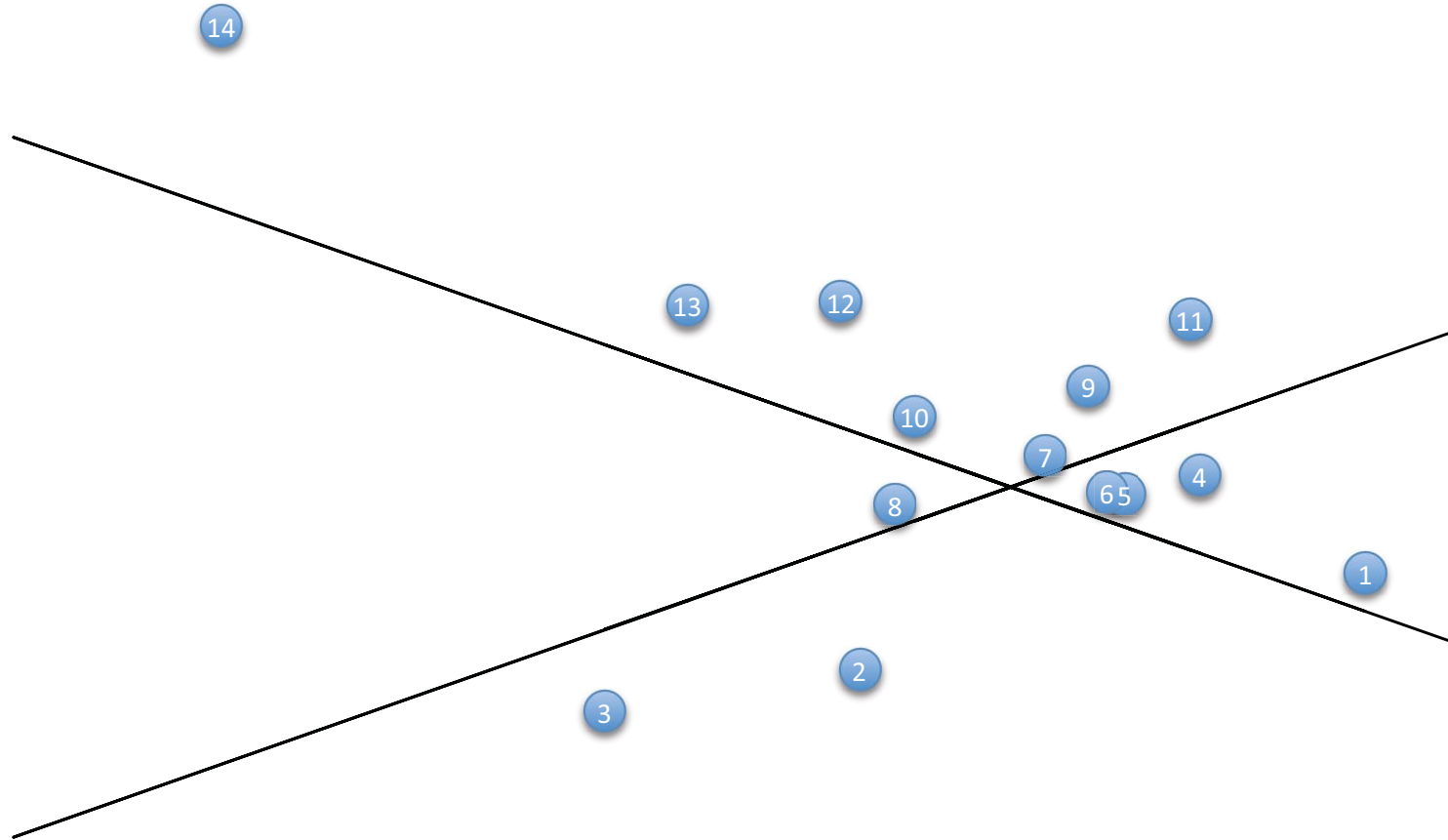
Where are the countries?



	Manufacturing	Services
1	2	0
2	33	0
3	40	0
4	1	0
5	1	0
6	1	0
7	0	0
8	33	0
9	0	3
10	0	1
11	0	8
12	0	31
13	0	41
14	0	47

	Manufacturing	Services
1		
2		
3		
4		
5		
6		
7		
8		
9		
10		
11		
12		
13		
14		

Where are the countries?



Investing by Data

- The winners are?

Countries

South Africa	1	-5.4	1.0
Brazil	2	-3.3	-6.0
Mexico	3	-2.1	-9.4
India	4	-1.4	2.0
Chile	5	-1.2	0.9
France	6	-1.0	0.7
Japan	7	0.5	1.1
Czech Republic	8	0.6	-1.5
Italy	9	1.9	3.3
Angola	10	2.7	1.0
China	11	2.7	5.9
Korea, Rep.	12	6.3	3.2
Germany	13	7.6	1.8
Singapore	14	19.0	4.7

MIT OpenCourseWare
<https://ocw.mit.edu>

15.014 Applied Macro- and International Economics II
Spring 2016

For information about citing these materials or our Terms of Use, visit: <https://ocw.mit.edu/terms>.