

LECTURE 19: The Central Limit Theorem (CLT)

- WLLN: $\frac{X_1 + \dots + X_n}{n} \rightarrow \mathbf{E}[X]$
- CLT: $X_1 + \dots + X_n \approx$ normal
 - precise statement
 - universality, usefulness
 - many examples
 - refinement for discrete r.v.s
 - application to polling

Different scalings of the sum of i.i.d. random variables

- X_1, \dots, X_n i.i.d., finite mean μ and variance σ^2

- $S_n = X_1 + \dots + X_n$

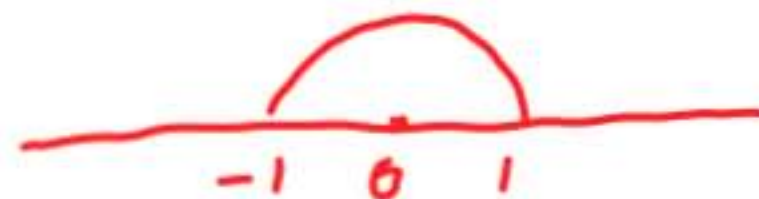
variance: $n\sigma^2$

- $M_n = \frac{S_n}{n} = \frac{X_1 + \dots + X_n}{n}$

variance: $\frac{\sigma^2}{n} \rightarrow 0$

- $\frac{S_n}{\sqrt{n}} = \frac{X_1 + \dots + X_n}{\sqrt{n}}$

variance: $\sigma^2 = \frac{n\sigma^2}{n}$



The Central Limit Theorem (CLT)

- X_1, \dots, X_n i.i.d., finite mean μ and variance σ^2
- $S_n = X_1 + \dots + X_n$ variance: $n\sigma^2$
- $\frac{S_n}{\sqrt{n}} = \frac{X_1 + \dots + X_n}{\sqrt{n}}$ variance: σ^2

$$Z_n = \frac{S_n - n\mu}{\sqrt{n}\sigma} \quad \mathbf{E}[Z_n] = 0 \quad \mathbf{var}(Z_n) = 1$$

- Let Z be a standard normal r.v. (zero mean, unit variance)

Central Limit Theorem: For every z : $\lim_{n \rightarrow \infty} \mathbf{P}(Z_n \leq z) = \mathbf{P}(Z \leq z)$

- $\mathbf{P}(Z \leq z)$ is the standard normal CDF, $\Phi(z)$, available from the normal tables

Usefulness of the CLT

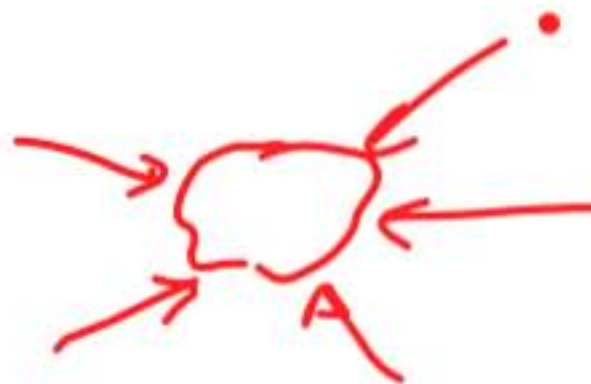
$$S_n = X_1 + \cdots + X_n$$

$$Z_n = \frac{S_n - n\mu}{\sqrt{n}\sigma}$$

$$Z \sim N(0, 1)$$

Central Limit Theorem: For every z : $\lim_{n \rightarrow \infty} \mathbf{P}(Z_n \leq z) = \mathbf{P}(Z \leq z)$

- universal and easy to apply; only means, variances matter
- fairly accurate computational shortcut
- justification of normal models



What exactly does the CLT say? — Theory

$$S_n = X_1 + \cdots + X_n \quad Z_n = \frac{S_n - n\mu}{\sqrt{n}\sigma} \quad Z \sim N(0, 1)$$

Central Limit Theorem: For every z : $\lim_{n \rightarrow \infty} \mathbf{P}(Z_n \leq z) = \mathbf{P}(Z \leq z)$

- CDF of Z_n converges to normal CDF
- results for convergence of PDFs or PMFs (with more assumptions)
- results without assuming that the X_i are identically distributed
- results under “weak dependence”
- proof: uses “transforms”: $\mathbf{E}[e^{sZ_n}] \rightarrow \mathbf{E}[e^{sZ}]$, for all s

What exactly does the CLT say? — Practice

$$S_n = X_1 + \cdots + X_n \quad Z_n = \frac{S_n - n\mu}{\sqrt{n}\sigma} \quad Z \sim N(0, 1)$$

Central Limit Theorem: For every z : $\lim_{n \rightarrow \infty} \mathbf{P}(Z_n \leq z) = \mathbf{P}(Z \leq z)$

- The **practice** of normal approximations:

- treat Z_n as if it were normal

$$S_n = \sqrt{n}\sigma Z_n + n\mu$$

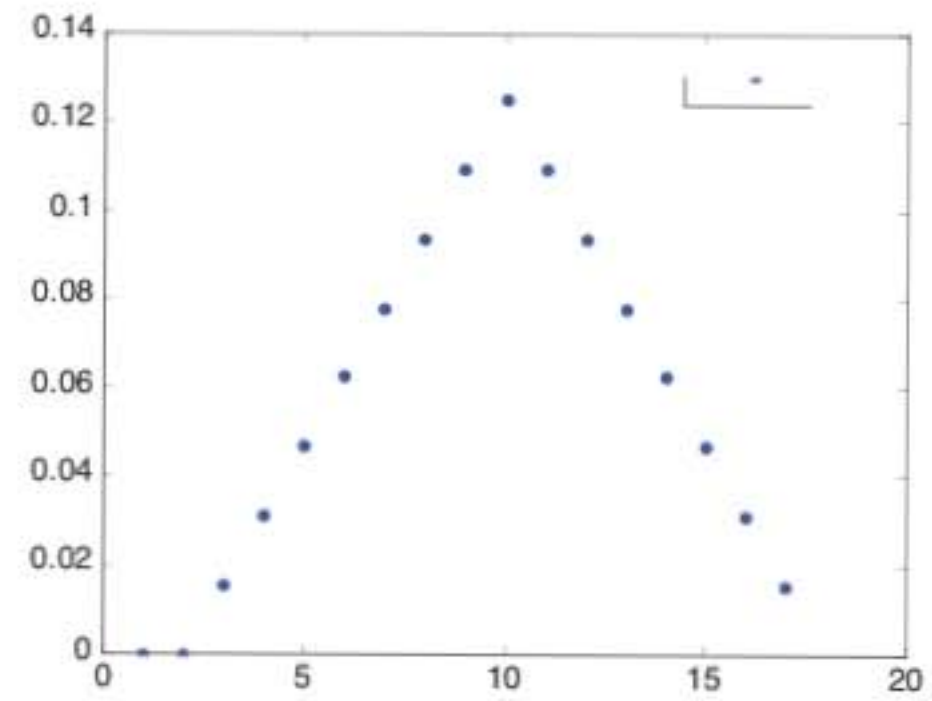
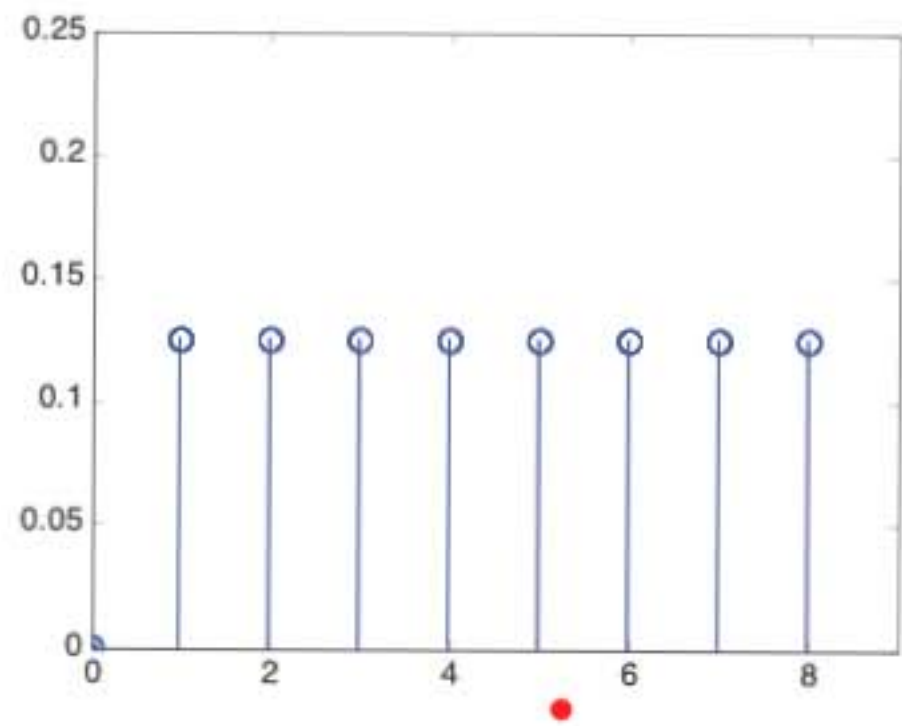
- hence **treat S_n as if normal: $\mathcal{N}(n\mu, n\sigma^2)$**

- Can we use the CLT when n is “moderate”?

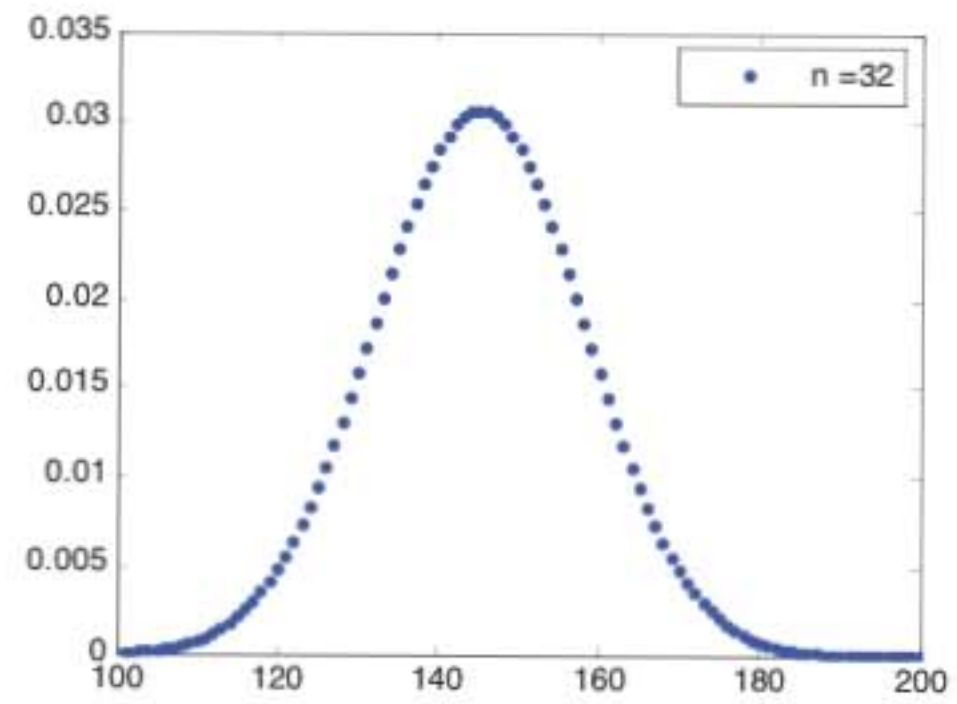
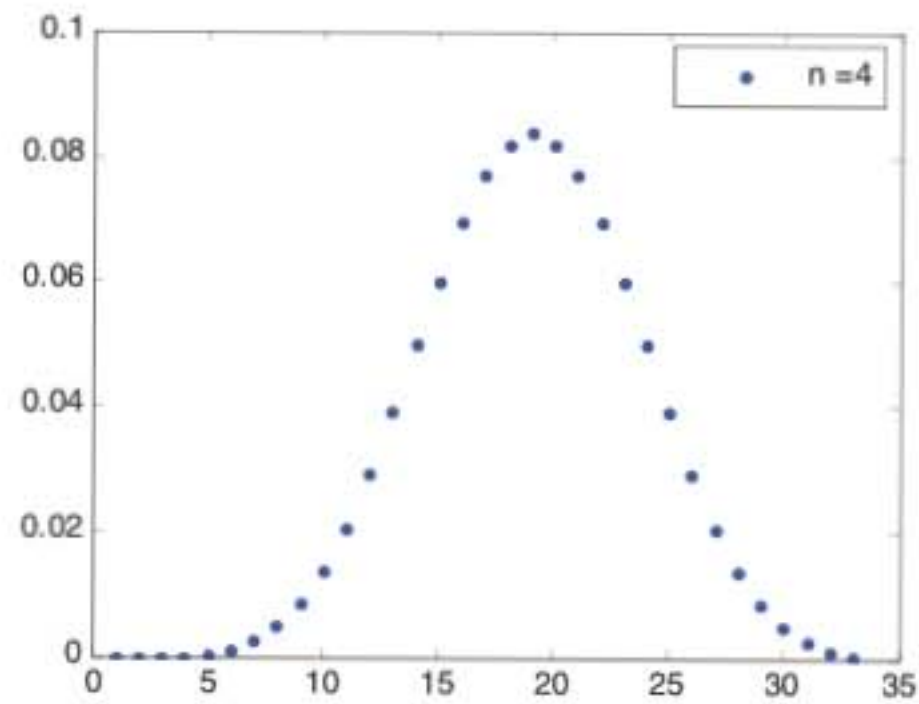
$$n = 30 ?$$

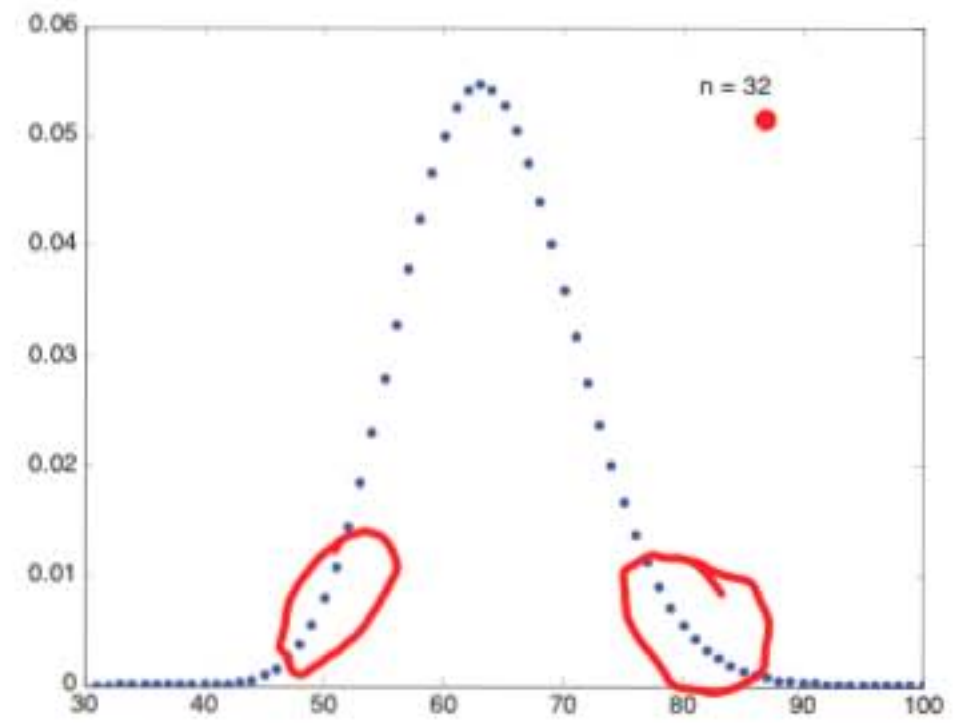
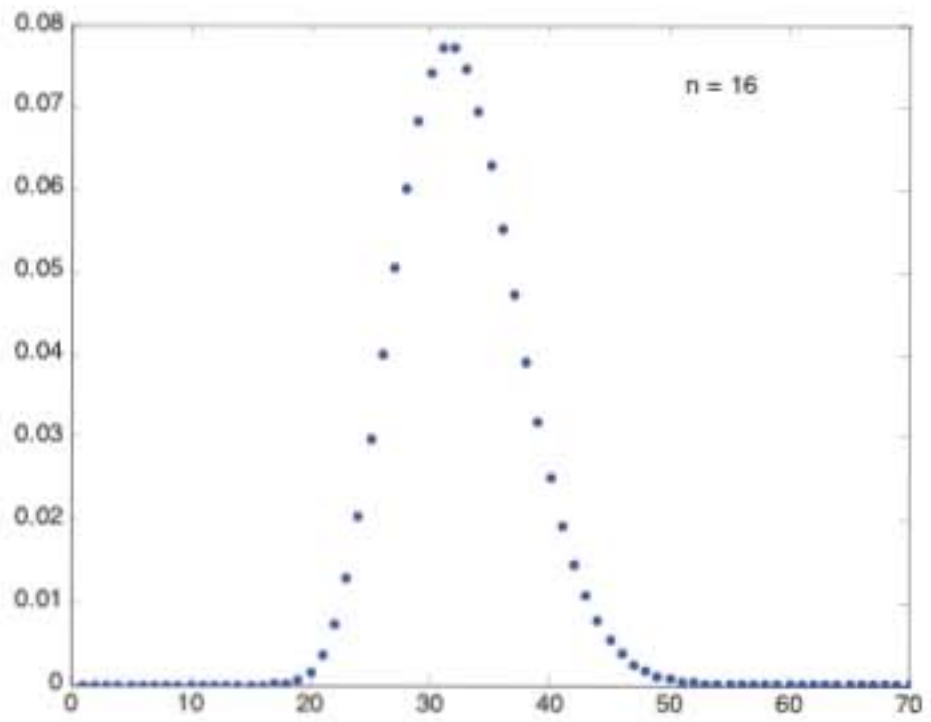
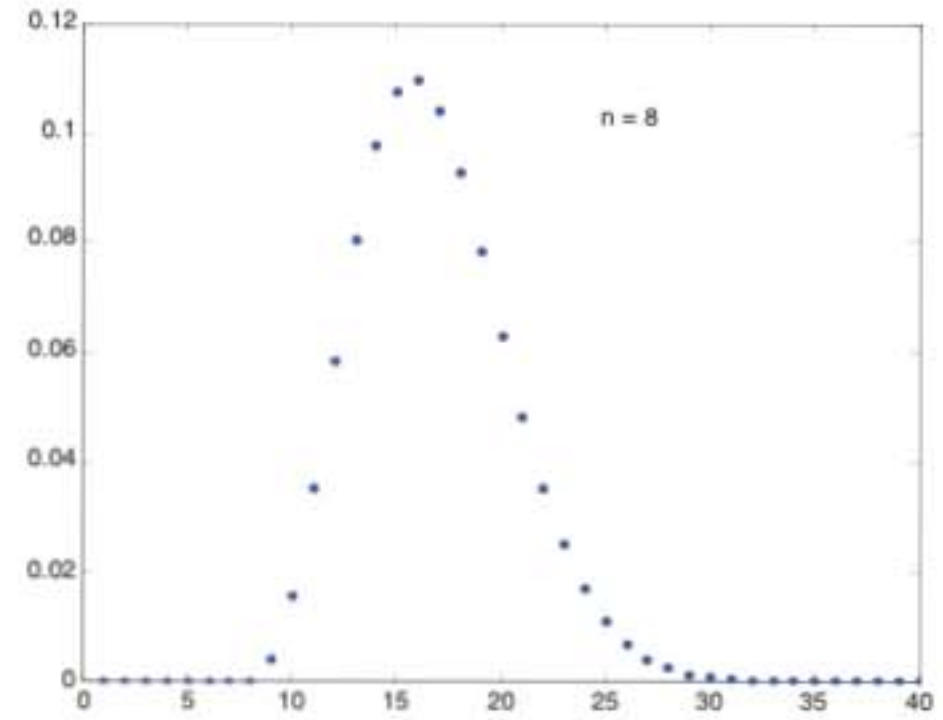
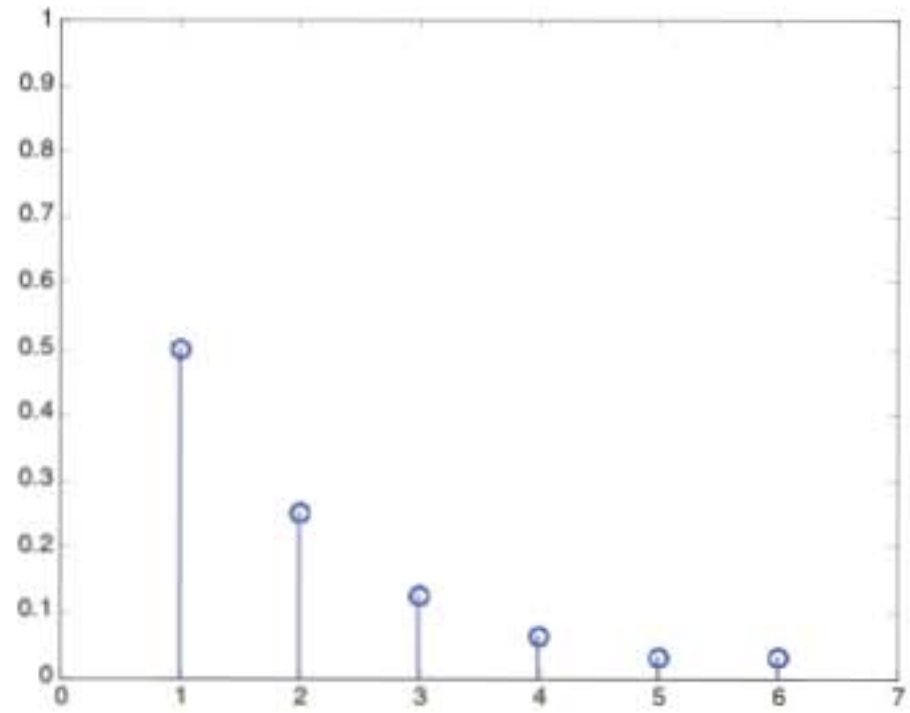
- usually, yes

- symmetry and unimodality help



$n=2$





Example 1

- $P(S_n \leq a) \approx b$ given two parameters, find the third
- Package weights X_i , i.i.d. exponential, $\lambda = 1/2$;
- Load container with $n = 100$ packages

$$Z_n = \frac{S_n - n\mu}{\sqrt{n}\sigma}$$

$$\mu = \sigma = 2$$

$$P(S_n \geq 210)$$

$$= P\left(\frac{S_n - 200}{20} \geq \frac{210 - 200}{20}\right)$$

$$= P(Z_n \geq 0.5) \approx P(Z \geq 0.5)$$

$$= 1 - P(Z < 0.5) = 1 - \Phi(0.5)$$

$$= 1 - 0.6915 = 0.3085$$

	.00	.01	.02	.03	.04	.05	.06	.07	.08	.09
0.0	.5000	.5040	.5080	.5120	.5160	.5199	.5239	.5279	.5319	.5359
0.1	.5398	.5438	.5478	.5517	.5557	.5596	.5636	.5675	.5714	.5753
0.2	.5793	.5832	.5871	.5910	.5948	.5987	.6026	.6064	.6103	.6141
0.3	.6179	.6217	.6255	.6293	.6331	.6368	.6406	.6443	.6480	.6517
0.4	.6554	.6591	.6628	.6664	.6700	.6736	.6772	.6808	.6844	.6879
0.5	.6915	.6950	.6985	.7019	.7054	.7088	.7123	.7157	.7190	.7224
0.6	.7257	.7291	.7324	.7357	.7389	.7422	.7454	.7486	.7517	.7549
0.7	.7580	.7611	.7642	.7673	.7704	.7734	.7764	.7794	.7823	.7852
0.8	.7881	.7910	.7939	.7967	.7995	.8023	.8051	.8078	.8106	.8133
0.9	.8159	.8186	.8212	.8238	.8264	.8289	.8315	.8340	.8365	.8389
1.0	.8413	.8438	.8461	.8485	.8508	.8531	.8554	.8577	.8599	.8621
1.1	.8643	.8665	.8686	.8708	.8729	.8749	.8770	.8790	.8810	.8830
1.2	.8849	.8869	.8888	.8907	.8925	.8944	.8962	.8980	.8997	.9015
1.3	.9032	.9049	.9066	.9082	.9099	.9115	.9131	.9147	.9162	.9177
1.4	.9192	.9207	.9222	.9236	.9251	.9265	.9279	.9292	.9306	.9319
1.5	.9332	.9345	.9357	.9370	.9382	.9394	.9406	.9418	.9429	.9441
1.6	.9452	.9463	.9474	.9484	.9495	.9505	.9515	.9525	.9535	.9545
1.7	.9554	.9564	.9573	.9582	.9591	.9599	.9608	.9616	.9625	.9633
1.8	.9641	.9649	.9656	.9664	.9671	.9678	.9686	.9693	.9699	.9706
1.9	.9713	.9719	.9726	.9732	.9738	.9744	.9750	.9756	.9761	.9767

Example 2

- $P(S_n \leq a) \approx b$ given two parameters, find the third
- Package weights X_i , i.i.d. exponential, $\lambda = 1/2$;
- Let $n = 100$. Choose the “capacity” a , so that $P(S_n \geq a) \approx 0.05$.

$$Z_n = \frac{S_n - n\mu}{\sqrt{n}\sigma}$$

$$\mu = \sigma = 2$$

$$0.05 \approx P\left(\frac{S_n - 200}{20} \geq \frac{a - 200}{20}\right)$$

$$\approx 1 - \Phi\left(\frac{a - 200}{20}\right)$$

$$0.95$$

$$\frac{a - 200}{20} = 1.645$$

$$a = 232.9$$

	.00	.01	.02	.03	.04	.05	.06	.07	.08	.09
0.0	.5000	.5040	.5080	.5120	.5160	.5199	.5239	.5279	.5319	.5359
0.1	.5398	.5438	.5478	.5517	.5557	.5596	.5636	.5675	.5714	.5753
0.2	.5793	.5832	.5871	.5910	.5948	.5987	.6026	.6064	.6103	.6141
0.3	.6179	.6217	.6255	.6293	.6331	.6368	.6406	.6443	.6480	.6517
0.4	.6554	.6591	.6628	.6664	.6700	.6736	.6772	.6808	.6844	.6879
0.5	.6915	.6950	.6985	.7019	.7054	.7088	.7123	.7157	.7190	.7224
0.6	.7257	.7291	.7324	.7357	.7389	.7422	.7454	.7486	.7517	.7549
0.7	.7580	.7611	.7642	.7673	.7704	.7734	.7764	.7794	.7823	.7852
0.8	.7881	.7910	.7939	.7967	.7995	.8023	.8051	.8078	.8106	.8133
0.9	.8159	.8186	.8212	.8238	.8264	.8289	.8315	.8340	.8365	.8389
1.0	.8413	.8438	.8461	.8485	.8508	.8531	.8554	.8577	.8599	.8621
1.1	.8643	.8665	.8686	.8708	.8729	.8749	.8770	.8790	.8810	.8830
1.2	.8849	.8869	.8888	.8907	.8925	.8944	.8962	.8980	.8997	.9015
1.3	.9032	.9049	.9066	.9082	.9099	.9115	.9131	.9147	.9162	.9177
1.4	.9192	.9207	.9222	.9236	.9251	.9265	.9279	.9292	.9306	.9319
1.5	.9332	.9345	.9357	.9370	.9382	.9394	.9406	.9418	.9429	.9441
1.6	.9452	.9463	.9474	.9484	.9495	.9505	.9515	.9525	.9535	.9545
1.7	.9554	.9564	.9573	.9582	.9591	.9599	.9608	.9616	.9625	.9633
1.8	.9641	.9649	.9656	.9664	.9671	.9678	.9686	.9693	.9699	.9706
1.9	.9713	.9719	.9726	.9732	.9738	.9744	.9750	.9756	.9761	.9767

Example 3

- $P(S_n \leq a) \approx b$ given two parameters, find the third
- Package weights X_i , i.i.d. exponential, $\lambda = 1/2$;
- How large can n be, so that $P(S_n \geq 210) \approx 0.05$?

$$Z_n = \frac{S_n - n\mu}{\sqrt{n}\sigma}$$

$$\mu = \sigma = 2$$

$$P\left(\frac{S_n - 2n}{2\sqrt{n}} \geq \frac{210 - 2n}{2\sqrt{n}}\right)$$

$$\approx 1 - \Phi\left(\frac{210 - 2n}{2\sqrt{n}}\right) \approx 0.05$$

0.95

$$\frac{210 - 2n}{2\sqrt{n}} = 1.645$$

$$n = 89$$

	.00	.01	.02	.03	.04	.05	.06	.07	.08	.09
0.0	.5000	.5040	.5080	.5120	.5160	.5199	.5239	.5279	.5319	.5359
0.1	.5398	.5438	.5478	.5517	.5557	.5596	.5636	.5675	.5714	.5753
0.2	.5793	.5832	.5871	.5910	.5948	.5987	.6026	.6064	.6103	.6141
0.3	.6179	.6217	.6255	.6293	.6331	.6368	.6406	.6443	.6480	.6517
0.4	.6554	.6591	.6628	.6664	.6700	.6736	.6772	.6808	.6844	.6879
0.5	.6915	.6950	.6985	.7019	.7054	.7088	.7123	.7157	.7190	.7224
0.6	.7257	.7291	.7324	.7357	.7389	.7422	.7454	.7486	.7517	.7549
0.7	.7580	.7611	.7642	.7673	.7704	.7734	.7764	.7794	.7823	.7852
0.8	.7881	.7910	.7939	.7967	.7995	.8023	.8051	.8078	.8106	.8133
0.9	.8159	.8186	.8212	.8238	.8264	.8289	.8315	.8340	.8365	.8389
1.0	.8413	.8438	.8461	.8485	.8508	.8531	.8554	.8577	.8599	.8621
1.1	.8643	.8665	.8686	.8708	.8729	.8749	.8770	.8790	.8810	.8830
1.2	.8849	.8869	.8888	.8907	.8925	.8944	.8962	.8980	.8997	.9015
1.3	.9032	.9049	.9066	.9082	.9099	.9115	.9131	.9147	.9162	.9177
1.4	.9192	.9207	.9222	.9236	.9251	.9265	.9279	.9292	.9306	.9319
1.5	.9332	.9345	.9357	.9370	.9382	.9394	.9406	.9418	.9429	.9441
1.6	.9452	.9463	.9474	.9484	.9495	.9505	.9515	.9525	.9535	.9545
1.7	.9554	.9564	.9573	.9582	.9591	.9599	.9608	.9616	.9625	.9633
1.8	.9641	.9649	.9656	.9664	.9671	.9678	.9686	.9693	.9699	.9706
1.9	.9713	.9719	.9726	.9732	.9738	.9744	.9750	.9756	.9761	.9767

Example 4

- $P(S_n \leq a) \approx b$ given two parameters, find the third
- Package weights X_i , i.i.d. exponential, $\lambda = 1/2$;
- Load container until weight exceeds 210
 N : number of packages loaded
- $P(N > 100)$

$$= P\left(\sum_{i=1}^{100} X_i \leq 210\right)$$

$$\approx \Phi\left(\frac{210 - 200}{20}\right) = \Phi(0.5) = 0.6915$$

$$Z_n = \frac{S_n - n\mu}{\sqrt{n}\sigma}$$

$$\mu = \sigma = 2$$

	.00	.01	.02	.03	.04	.05	.06	.07	.08	.09
0.0	.5000	.5040	.5080	.5120	.5160	.5199	.5239	.5279	.5319	.5359
0.1	.5398	.5438	.5478	.5517	.5557	.5596	.5636	.5675	.5714	.5753
0.2	.5793	.5832	.5871	.5910	.5948	.5987	.6026	.6064	.6103	.6141
0.3	.6179	.6217	.6255	.6293	.6331	.6368	.6406	.6443	.6480	.6517
0.4	.6554	.6591	.6628	.6664	.6700	.6736	.6772	.6808	.6844	.6879
0.5	.6915	.6950	.6985	.7019	.7054	.7088	.7123	.7157	.7190	.7224
0.6	.7257	.7291	.7324	.7357	.7389	.7422	.7454	.7486	.7517	.7549
0.7	.7580	.7611	.7642	.7673	.7704	.7734	.7764	.7794	.7823	.7852
0.8	.7881	.7910	.7939	.7967	.7995	.8023	.8051	.8078	.8106	.8133
0.9	.8159	.8186	.8212	.8238	.8264	.8289	.8315	.8340	.8365	.8389
1.0	.8413	.8438	.8461	.8485	.8508	.8531	.8554	.8577	.8599	.8621
1.1	.8643	.8665	.8686	.8708	.8729	.8749	.8770	.8790	.8810	.8830
1.2	.8849	.8869	.8888	.8907	.8925	.8944	.8962	.8980	.8997	.9015
1.3	.9032	.9049	.9066	.9082	.9099	.9115	.9131	.9147	.9162	.9177
1.4	.9192	.9207	.9222	.9236	.9251	.9265	.9279	.9292	.9306	.9319
1.5	.9332	.9345	.9357	.9370	.9382	.9394	.9406	.9418	.9429	.9441
1.6	.9452	.9463	.9474	.9484	.9495	.9505	.9515	.9525	.9535	.9545
1.7	.9554	.9564	.9573	.9582	.9591	.9599	.9608	.9616	.9625	.9633
1.8	.9641	.9649	.9656	.9664	.9671	.9678	.9686	.9693	.9699	.9706
1.9	.9713	.9719	.9726	.9732	.9738	.9744	.9750	.9756	.9761	.9767

Normal approximation to the binomial

- X_i : independent, Bernoulli(p); $0 < p < 1$
- $S_n = X_1 + \dots + X_n$: Binomial(n, p)
 - mean np , variance $np(1 - p)$
- $n = 36, p = 0.5$; find $\mathbf{P}(S_n \leq 21)$

$$np = 18 \quad \sqrt{np(1 - p)} = 3$$

$$P\left(\frac{S_n - 18}{3} \leq \frac{21 - 18}{3}\right)$$

$$= P(Z_n \leq 1) \approx \Phi(1) = 0.8413$$

- CDF of $\frac{S_n - np}{\sqrt{np(1 - p)}}$ \rightarrow standard normal

$$\sum_{k=0}^{21} \binom{36}{k} \left(\frac{1}{2}\right)^{36} = 0.8785$$

	.00	.01	.02	.03	.04	.05	.06	.07	.08	.09
0.0	.5000	.5040	.5080	.5120	.5160	.5199	.5239	.5279	.5319	.5359
0.1	.5398	.5438	.5478	.5517	.5557	.5596	.5636	.5675	.5714	.5753
0.2	.5793	.5832	.5871	.5910	.5948	.5987	.6026	.6064	.6103	.6141
0.3	.6179	.6217	.6255	.6293	.6331	.6368	.6406	.6443	.6480	.6517
0.4	.6554	.6591	.6628	.6664	.6700	.6736	.6772	.6808	.6844	.6879
0.5	.6915	.6950	.6985	.7019	.7054	.7088	.7123	.7157	.7190	.7224
0.6	.7257	.7291	.7324	.7357	.7389	.7422	.7454	.7486	.7517	.7549
0.7	.7580	.7611	.7642	.7673	.7704	.7734	.7764	.7794	.7823	.7852
0.8	.7881	.7910	.7939	.7967	.7995	.8023	.8051	.8078	.8106	.8133
0.9	.8159	.8186	.8212	.8238	.8264	.8289	.8315	.8340	.8365	.8389
1.0	.8413	.8438	.8461	.8485	.8508	.8531	.8554	.8577	.8599	.8621
1.1	.8643	.8665	.8686	.8708	.8729	.8749	.8770	.8790	.8810	.8830
1.2	.8849	.8869	.8888	.8907	.8925	.8944	.8962	.8980	.8997	.9015
1.3	.9032	.9049	.9066	.9082	.9099	.9115	.9131	.9147	.9162	.9177
1.4	.9192	.9207	.9222	.9236	.9251	.9265	.9279	.9292	.9306	.9319

The 1/2 correction for integer random variables

- $0.8413 \approx \mathbf{P}(S_n \leq 21) = \mathbf{P}(S_n < 22)$, because S_n is integer

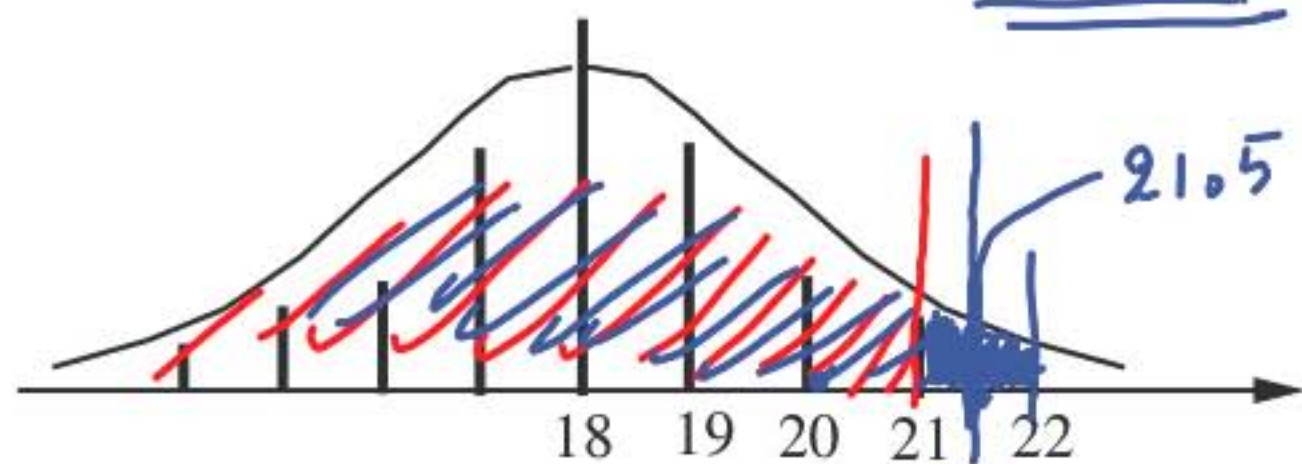
$$= \mathbf{P}\left(\frac{S_n - 18}{3} < \frac{22 - 18}{3}\right)$$

$$= \mathbf{P}(Z_n < 1.33) \approx \Phi(1.33) = 0.9082$$

true value 0.8785

$$\mathbf{P}(S_n \leq 21.5) = \mathbf{P}\left(Z_n \leq \frac{21.5 - 18}{3}\right)$$

$$\approx \Phi(1.17) = \underline{\underline{0.8790}}$$



	.00	.01	.02	.03	.04	.05	.06	.07	.08	.09
0.0	.5000	.5040	.5080	.5120	.5160	.5199	.5239	.5279	.5319	.5359
0.1	.5398	.5438	.5478	.5517	.5557	.5596	.5636	.5675	.5714	.5753
0.2	.5793	.5832	.5871	.5910	.5948	.5987	.6026	.6064	.6103	.6141
0.3	.6179	.6217	.6255	.6293	.6331	.6368	.6406	.6443	.6480	.6517
0.4	.6554	.6591	.6628	.6664	.6700	.6736	.6772	.6808	.6844	.6879
0.5	.6915	.6950	.6985	.7019	.7054	.7088	.7123	.7157	.7190	.7224
0.6	.7257	.7291	.7324	.7357	.7389	.7422	.7454	.7486	.7517	.7549
0.7	.7580	.7611	.7642	.7673	.7704	.7734	.7764	.7794	.7823	.7852
0.8	.7881	.7910	.7939	.7967	.7995	.8023	.8051	.8078	.8106	.8133
0.9	.8159	.8186	.8212	.8238	.8264	.8289	.8315	.8340	.8365	.8389
1.0	.8413	.8438	.8461	.8485	.8508	.8531	.8554	.8577	.8599	.8621
1.1	.8643	.8665	.8686	.8708	.8729	.8749	.8770	.8790	.8810	.8830
1.2	.8849	.8869	.8888	.8907	.8925	.8944	.8962	.8980	.8997	.9015
1.3	.9032	.9049	.9066	.9082	.9099	.9115	.9131	.9147	.9162	.9177
1.4	.9192	.9207	.9222	.9236	.9251	.9265	.9279	.9292	.9306	.9319

De Moivre–Laplace CLT to the binomial

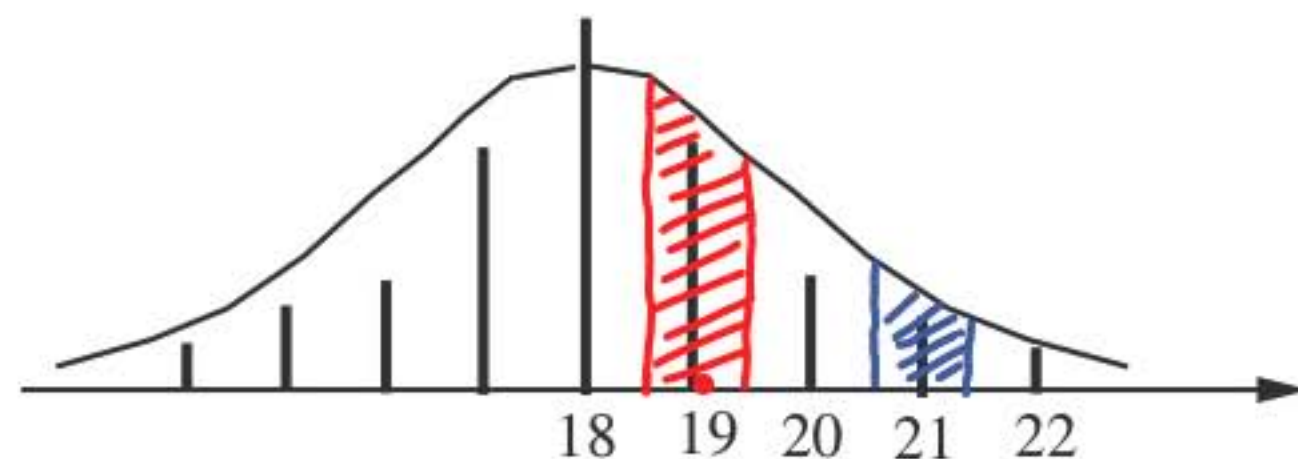
$$P(S_n = 19) = P(18.5 \leq S_n \leq 19.5)$$

$$= P\left(\frac{18.5 - 18}{3} \leq Z_n \leq \frac{19.5 - 18}{3}\right)$$

$$= P(0.17 \leq Z_n \leq 0.5)$$

$$\approx \Phi(0.5) - \Phi(0.17)$$

$$= 0.6915 - 0.5675 = 0.124$$



- Exact answer:

$$\binom{36}{19} \left(\frac{1}{2}\right)^{36} = 0.1251$$

- When the 1/2 correction is used, the CLT can also approximate the binomial PMF (not just the binomial CDF)

The pollster's problem revisited

- p : fraction of population that will vote "yes" in a referendum

- i th (randomly selected) person polled: $X_i = \begin{cases} 1, & \text{if yes,} \\ 0, & \text{if no.} \end{cases}$ $E[X_i] = p = \mu$
 $\sigma = \sqrt{p(1-p)}$

- $M_n = (X_1 + \dots + X_n)/n$: fraction of "yes" in our sample

- Would like "small error," e.g.: $|M_n - p| < 0.01$

$$P(|M_n - p| \geq .01) = P\left(|Z_n| \geq \frac{.01\sqrt{n}}{\sigma}\right) \approx P\left(|Z| \geq \frac{.01\sqrt{n}}{\sigma}\right)$$

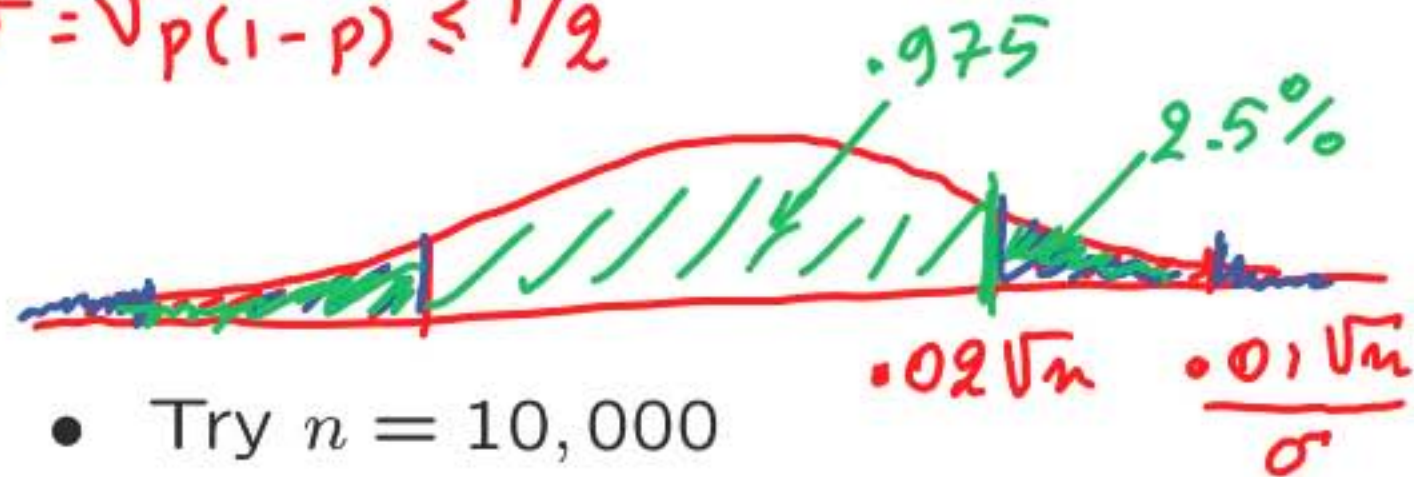
$\swarrow N(0,1)$

$$Z_n = \frac{S_n - n\mu}{\sqrt{n}\sigma} \quad \left| \frac{S_n - n\mu}{n} \right| \geq .01 \quad \left| \frac{\overbrace{S_n - n\mu}^{Z_n}}{\sqrt{n}\sigma} \right| \geq \frac{.01\sqrt{n}}{\sigma}$$

The pollster's problem revisited

$$P(|M_n - p| \geq .01) \approx P\left(|Z| \geq \frac{.01\sqrt{n}}{\sigma}\right) \leq P(|Z| \geq .02\sqrt{n}) = 2(1 - \Phi(.02\sqrt{n})) = 0.05$$

$$\sigma = \sqrt{p(1-p)} \leq 1/2$$



- Try $n = 10,000$

$$\text{prob} \leq 2(1 - \Phi(2)) =$$

$$= 2(1 - .9772) = 0.046$$

- Specs: $P(|M_n - p| \geq .01) \leq .05$

$$\Phi(.02\sqrt{n}) = 0.975$$

$$.02\sqrt{n} = 1.96 \Rightarrow n = 9604$$

	.00	.01	.02	.03	.04	.05	.06	.07	.08	.09
0.0	.5000	.5040	.5080	.5120	.5160	.5199	.5239	.5279	.5319	.5359
0.1	.5398	.5438	.5478	.5517	.5557	.5596	.5636	.5675	.5714	.5753
0.2	.5793	.5832	.5871	.5910	.5948	.5987	.6026	.6064	.6103	.6141
0.3	.6179	.6217	.6255	.6293	.6331	.6368	.6406	.6443	.6480	.6517
0.4	.6554	.6591	.6628	.6664	.6700	.6736	.6772	.6808	.6844	.6879
0.5	.6915	.6950	.6985	.7019	.7054	.7088	.7123	.7157	.7190	.7224
0.6	.7257	.7291	.7324	.7357	.7389	.7422	.7454	.7486	.7517	.7549
0.7	.7580	.7611	.7642	.7673	.7704	.7734	.7764	.7794	.7823	.7852
0.8	.7881	.7910	.7939	.7967	.7995	.8023	.8051	.8078	.8106	.8133
0.9	.8159	.8186	.8212	.8238	.8264	.8289	.8315	.8340	.8365	.8389
1.0	.8413	.8438	.8461	.8485	.8508	.8531	.8554	.8577	.8599	.8621
1.1	.8643	.8665	.8686	.8708	.8729	.8749	.8770	.8790	.8810	.8830
1.2	.8849	.8869	.8888	.8907	.8925	.8944	.8962	.8980	.8997	.9015
1.3	.9032	.9049	.9066	.9082	.9099	.9115	.9131	.9147	.9162	.9177
1.4	.9192	.9207	.9222	.9236	.9251	.9265	.9279	.9292	.9306	.9319
1.5	.9332	.9345	.9357	.9370	.9382	.9394	.9406	.9418	.9429	.9441
1.6	.9452	.9463	.9474	.9484	.9495	.9505	.9515	.9525	.9535	.9545
1.7	.9554	.9564	.9573	.9582	.9591	.9599	.9608	.9616	.9625	.9633
1.8	.9641	.9649	.9656	.9664	.9671	.9678	.9686	.9693	.9699	.9706
1.9	.9713	.9719	.9726	.9732	.9738	.9744	.9750	.9756	.9761	.9767
2.0	.9772	.9778	.9783	.9788	.9793	.9798	.9803	.9808	.9812	.9817

MIT OpenCourseWare

<https://ocw.mit.edu>

Resource: Introduction to Probability

John Tsitsiklis and Patrick Jaillet

The following may not correspond to a particular course on MIT OpenCourseWare, but has been provided by the author as an individual learning resource.

For information about citing these materials or our Terms of Use, visit: <https://ocw.mit.edu/terms>.